



Spectrum Fund

All data as at 30 November 2017

www.taml.co.uk

The investment objective of the Spectrum Fund is to produce long term capital growth. The Fund's policy is to diversify investment predominantly in collective investment schemes, though the Fund may be invested in bonds, equities, cash and other eligible instruments from time to time. The Spectrum Fund may invest up to 100% of its assets in collective investment schemes. Any comparisons against indices are for illustrative purposes only.

Prices

216.36p

'O' accumulation shares

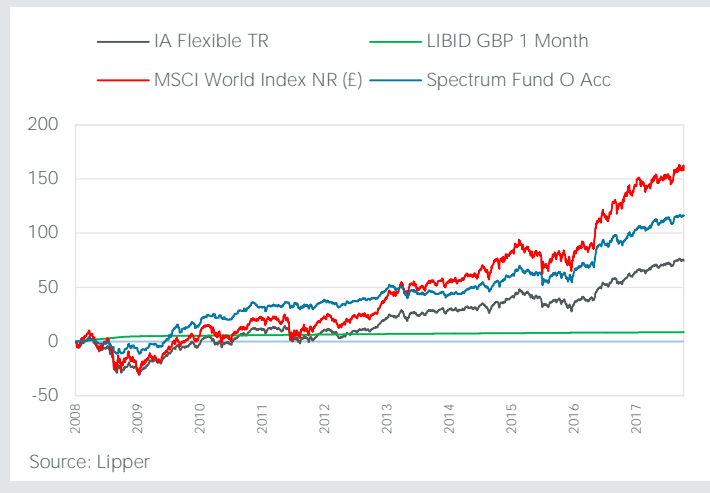
208.76p

'O' income shares

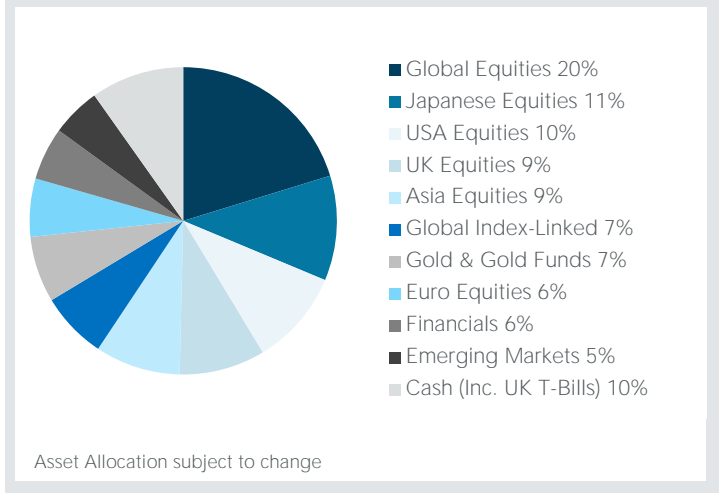
Fund Size

£120m

Percentage Growth from 29/02/2008 to 30/11/2017



Asset Allocation



Total Return to 30 November 2017	Since launch	30/11/12 5 years	30/11/14 3 years	30/11/16 1 year	31/05/17 6 months
Spectrum Fund O Acc	+116.4%	+54.7%	+39.3%	+12.5%	+3.3%
LIBID* GBP 1 month	+8.5%	+1.6%	+0.8%	+0.2%	+0.1%
IA Flexible Investment TR	+74.8%	+56.5%	+28.0%	+12.9%	+3.2%
MSCI World Index NR (£)	+158.0%	+106.4%	+46.5%	+14.1%	+4.5%

Discrete Calendar Annual Returns	2008#	2009	2010	2011	2012	2013	2014	2015	2016	2017 YTD
Spectrum Fund O Acc	-3.0%	+19.2%	+17.8%	-3.5%	+6.4%	+3.5%	+7.4%	+5.2%	+19.6%	+10.5%

from launch 29/02/08

Past performance is not a guide to future performance.

Source: Lipper

* London Inter Bank Bid Rate

November Commentary

Your Fund produced a return of +0.3% during the month compared to a return of +0.2% for the MSCI World Index NR (£).

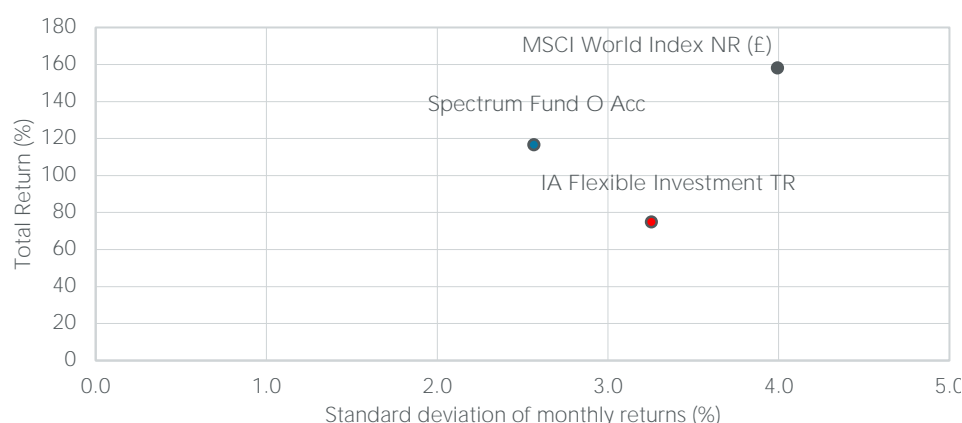
The Lindsell Train Global Equity and Japanese Equity Funds, which are constituents of Spectrum, have performed well in 2017. With around 23% of the Global portfolio invested in Japan, the strong performance of the team's Japanese holdings has benefited both Funds. The share price returns of Nintendo and Shiseido have been particularly impressive. Nintendo's latest video game console, the Switch, has proved popular, providing a new platform for

showcasing the company's well-known characters. Shiseido has also made real progress. The company's revenues are growing strongly, especially in China, whilst profit margins should continue to rise as Shiseido focuses its attention on a smaller number of its core brands.

The Global Fund's performance has also been boosted by the market's growing appreciation of some of its smaller holdings. In a digital world, both old and new companies are increasingly competing for quality content. With stakes in Juventus, Celtic, World Wrestling Entertainment and International Speedway, Lindsell

Train believe that they own a number of companies that should benefit from this trend. The two football clubs, for example, may not be as financially productive as many of Lindsell Train's other investments. However, the team argue that both have strong franchises and the potential to grow their value over time as global media and internet companies continue to pay higher sums for the rights to broadcast live sports.

Return vs volatility since launch (29/02/2008)



Source: Lipper

Risk analysis since launch (29/02/08)	Fund	IA ²	Index ³
Total Return	+116.4%	+74.8%	+158.0%
Max Drawdown ¹	-12.9%	-33.4%	-37.4%
Best Month	+8.4%	+7.2%	+10.1%
Worst Month	-5.8%	-12.9%	-10.6%
Positive Months	+64.1%	+61.5%	+64.1%
Annualised Volatility	+8.9%	+11.3%	+13.8%

Source: Lipper 1. Measures the worst investment period (F) 2. IA Flexible Investment TR 3. MSCI World Index NR

Top 10 holdings	% Fund
Egerton Capital Equity	7.6
Morant Wright Sakura Hedged	6.7
Findlay Park American	5.6
Polar Capital Global Insurance	5.6
Evenlode Income	5.4
Lindsell Train Global Equity	5.4
Odey Allegra Developed Mrkts	4.9
Samarang Asian Prosperity	4.7
Yacktman US Equity	4.4
CG Portfolio Real Return	4.4
Total Top 10	54.7
13 other holdings	35.5
Cash & Equivalent	9.8
TOTAL	100.0

Holdings subject to change

Fund Information

A copy of the latest Prospectus and the KIID for each class (in English) upon which you should base your investment decision is available from Link Fund Solutions Ltd, the Fund's Authorised Corporate Director and Link Fund Administrators Ltd (Authorised and Regulated by the Financial Conduct Authority) on 0345 608 0950.

Structure Sub-fund of Trojan Investment Funds UCITS	Ongoing Charges 'O' (ordinary) shares: 1.50%	Dealing Daily at noon Tel: 0345 608 0950
Investment Adviser Troy Asset Management Ltd 33 Davies Street London W1K 4BP Tel: 020 7499 4030 Fax: 020 7491 2445 email: info@taml.co.uk	Dividend Ex Dates 1 August (interim), 1 February (final)	Registrar Link Financial Administrators Ltd
Fund Manager Tom Yeoward	Dividend Pay Dates 30 September (interim), 31 March (final)	Auditor Ernst & Young LLP
Currency £ Sterling	Fund Yield (historic 'O' Inc shares) 0.51%	Depository BNY Mellon Trust & Depository (UK) Ltd
Initial Fee Nil	Authorised Corporate Director Link Fund Solutions Ltd Tel: 0345 300 2110	Bloomberg CFTSPOA_LN (O Acc), CFTSPOI_LN (O Inc)
Launch Date 29 February 2008	ISINs GB00B2996V43 (O Inc), GB00B2990B27 (O Acc)	SEDOL B2990B2 (O Acc), B2996V4 (O Inc)
		Pricing "O" share class prices published daily in the FT

Important Information

Fund performance data provided is calculated net of fees unless stated otherwise. Past performance is not a guide to future performance. Investments in emerging markets are higher risk and potentially more volatile than those in developed markets. All references to benchmarks are for comparative purposes only. Overseas investments may be affected by movements in currency exchange rates. The value of an investment and any income from it may fall as well as rise and investors may get back less than they invested. Neither the views nor the information contained within this document constitute investment advice or an offer to invest or to provide discretionary investment management services and should not be used as the basis of any investment decision. Any decision to invest should be based on information contained in the prospectus, the relevant key investor information document and the latest report and accounts. The investment policy and process of the fund(s) may not be suitable for all investors. If you are in any doubt about whether the fund(s) is/are suitable for you, please contact a professional adviser. References to specific securities are included for the purposes of illustration only and should not be construed as a recommendation to buy or sell these securities. Although Troy Asset Management Limited considers the information included in this document to be reliable, no warranty is given as to its accuracy or completeness. The opinions expressed are expressed at the date of this document and, whilst the opinions stated are honestly held, they are not guarantees and should not be relied upon and may be subject to change without notice. Third party data is provided without warranty or liability and may belong to a third party. The fund(s) is/are registered for distribution to the public in the UK and Ireland but not in any other jurisdiction. The distribution of shares of sub-funds of Trojan Investment Fund ("Shares") in Switzerland is made exclusively to, and directed at, qualified investors ("Qualified Investors"), as defined in the Swiss Collective Investment Schemes Act of 23 June 2006, as amended, and its implementing ordinance. Qualified Investors can obtain the prospectus, the key investor information 2 document(s) (edition for Switzerland), the instrument of incorporation, the latest annual and semi-annual report, and further information free of charge from the representative in Switzerland: Carnegie Fund Services S.A., 11, rue du Général-Dufour, CH-1204 Geneva, Switzerland, web: www.camegie-fund-services.ch. The Swiss paying agent is: Banque Cantonale de Genève, 17, quai de l'Île, CH-1204 Geneva, Switzerland.

In Singapore, the offer or invitation to subscribe for or purchase Shares is an exempt offer made only: (i) to "institutional investors" pursuant to Section 304 of the Securities and Futures Act, Chapter 289 of Singapore (the "Act"), (ii) to "relevant persons" pursuant to Section 305(1) of the Act, (iii) to persons who meet the requirements of an offer made pursuant to Section 305(2) of the Act, or (iv) pursuant to, and in accordance with the conditions of, other applicable exemption provisions of the Act. This document may not be provided to any other person in Singapore. Issued by Troy Asset Management Limited, 33 Davies Street, London W1K 4BP (registered in England & Wales No. 3930846). Registered office: Hill House, 1 Little New Street, London EC4A 3TR. Authorised and regulated by the Financial Conduct Authority (FRN: 195764).

Copyright Troy Asset Management Ltd 2017