



Trojan Fund

All data as at 31 January 2018

www.taml.co.uk

The investment objective of the Trojan Fund is to achieve growth in capital and income in real terms over the longer term. The policy is to invest substantially in UK and overseas equities and fixed interest securities but may also invest in collective investment schemes and money market instruments. Any comparisons against indices are for illustrative purposes only.

Prices

304.09p

'O' accumulation shares

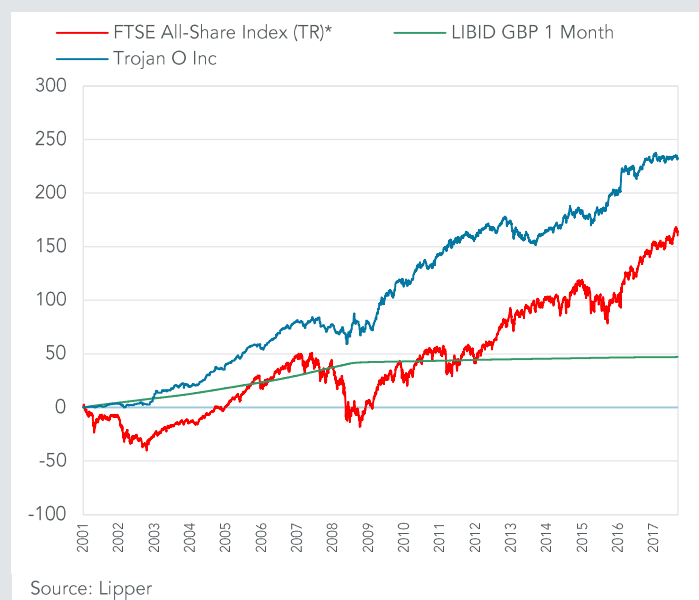
250.31p

'O' income shares

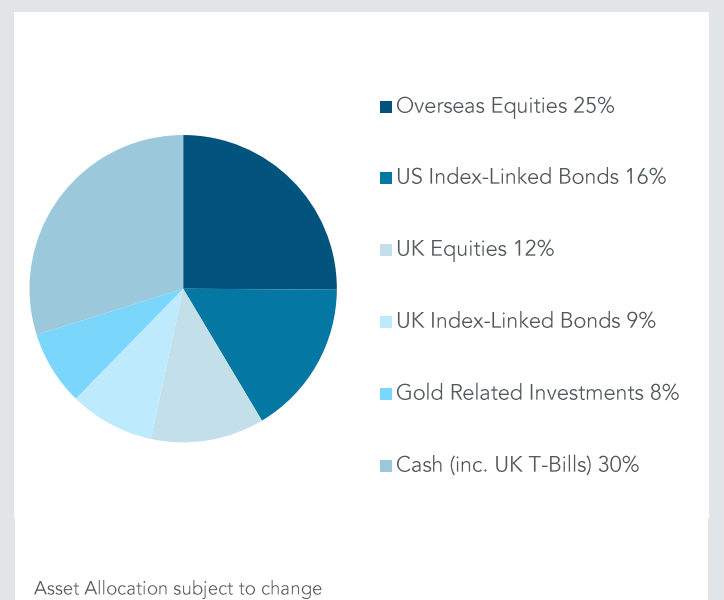
Fund Size

£4,485m

Percentage Growth from 31/05/2001 to 31/01/2018



Asset Allocation



Total Return to 31 January 2018	31/05/01 Since launch	31/01/08 10 years	31/01/13 5 years	31/01/15 3 years	31/01/17 1 year	31/07/17 6 months
Trojan Fund O Inc	+232.7%	+88.9%	+23.4%	+17.2%	+2.9%	+0.6%
LIBID GBP 1 Month*	+47.1%	+9.0%	+1.6%	+0.8%	+0.2%	+0.1%
IA Flexible Investment	+143.5%	+83.9%	+49.2%	+28.2%	+10.9%	+4.5%
FTSE All-Share Index (TR)*	+160.3%	+98.1%	+50.3%	+27.4%	+11.3%	+3.9%

Discrete Calendar Annual Returns	2001#	2002	2003	2004	2005	2006	2007	2008	2009
Trojan Fund O Inc #7 months from 31 May 2001	+0.6%	+4.1%	+15.4%	+10.3%	+15.9%	+12.0%	+6.1%	+1.1%	+11.6%
*London Inter Bank Bid Rate									
	2010	2011	2012	2013	2014	2015	2016	2017	2018 YTD
	+14.4%	+8.5%	+2.1%	-3.1%	+8.9%	+3.2%	+12.3%	+4.1%	-0.4%

*© FTSE International Limited 2018.

Past performance is not a guide to future performance

Source: Lipper

January Commentary

Your Fund returned -0.4% during the month compared to -1.9% for the FTSE All-Share Index (TR).

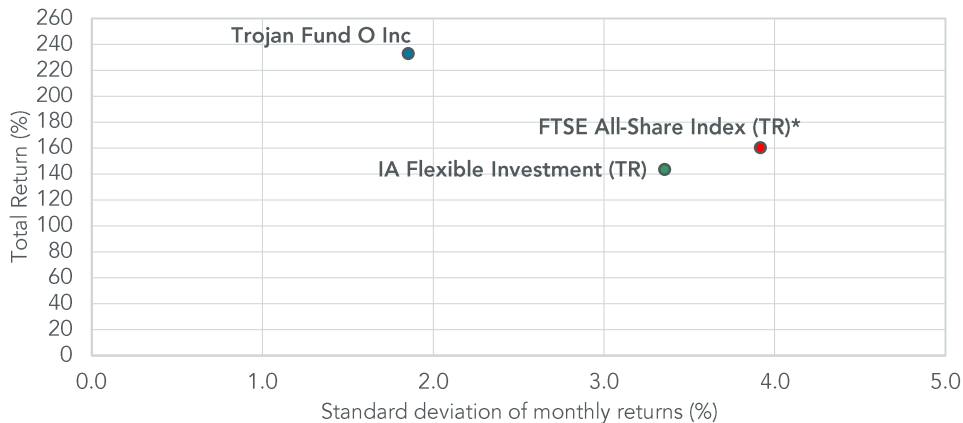
Sovereign bond yields are rising in response to a synchronised pickup in global economic activity and the increased anecdotal evidence that inflationary forces are beginning to coalesce. For now the intense deflationary fears that have encouraged trillions of pounds to be directed towards negative yielding bonds are dissipating. Investors are now faced with the conundrum of faster growing economies running up

against elevated asset prices. Rising growth, wages and even earnings may ironically leave equities exposed to the removal of a major support for stock prices – a low discount rate applied to future corporate cash flows. What is good for Main Street may not prove good for Wall Street.

Another example of seemingly good news possibly being bad was the announcement that the Fund's investee holding of Dr Pepper Snapple Group is merging with Keurig Green Mountain. Dr Pepper shareholders will receive \$103 and

change as a special dividend and will get to keep their shares. This will be at the expense of being massively diluted by new shares issued to parties controlling Keurig and a highly leveraged balance sheet. The nature of the proposed transaction is likely to lead to the Fund's decreased participation in the attractive cash-generative soft drinks industry. Brand Dr Pepper aficionados will appreciate that an enforced watering down of the Fund's ownership of this unique business could very well be one of the worst things that could happen.

Return vs volatility since launch (31/05/2001)



Source: Lipper

Risk analysis since launch (31/05/01)	Fund	Index*
Total Return	+232.7%	+160.3%
Max Drawdown ¹	-13.7%	-45.6%
Best Month	+8.9%	+9.9%
Worst Month	-4.7%	-13.2%
Positive Months	+66.5%	+59.0%
Annualised Volatility	+6.4%	+13.6%

1. Measures the worst investment period

* FTSE All-Share Index (TR)

Top 10 holdings (excluding government bonds)	% Fund
Gold Bullion Securities	5.4
British American Tobacco	4.1
Microsoft	3.5
Philip Morris	2.5
Dr Pepper Snapple	2.3
Coca-Cola	2.2
Sage	1.9
Nestlé	1.9
Berkshire Hathaway	1.9
Altria	1.9
Total Top 10	27.6
23 other holdings	42.4
Cash & Equivalent	30.0
TOTAL	100.0

Holdings subject to change

Fund Manager Awards



Fund information

A copy of the latest Prospectus and the KIID for each class (in English) upon which you should base your investment decision is available from Link Fund Solutions Ltd, the Fund's Authorised Corporate Director and Link Fund Administrators Ltd (Authorised and Regulated by the Financial Conduct Authority) on 0345 608 0950.

The Trojan Fund is closed to new direct investments, but is still available to new investors through major fund platforms.

Structure Sub-fund of Trojan Investment Funds UCITS	Ongoing Charges 'O' (ordinary) shares: 1.02% 'S' (charity) shares: 0.77%	Dealing Daily at noon Tel: 0345 608 0950
Investment Adviser Troy Asset Management Limited 33 Davies Street London W1K 4BP Tel: 020 7499 4030 Fax: 020 7491 2445 email: busdev@taml.co.uk	Dividend Ex Dates 1 August (interim), 1 February (final)	Registrar Link Fund Administrators Limited
Fund Manager Sebastian Lyon Assistant Fund Manager Sean Beck Investment Manager Charlotte Yonge	Dividend Pay Dates 30 September (interim), 31 March (final)	Auditor Ernst & Young LLP Depository The Bank of New York Mellon (International) Limited
Currency £ Sterling	Fund Yield (historic 'O' Inc shares) 0.36%	Bloomberg CFTROJA_LN (O Acc), CFTROJL_LN (O Inc)
Launch Date 31 May 2001	Authorised Corporate Director Link Fund Solutions Limited Tel: 0345 608 0950	SEDOL B01BP95 (O Acc), 3424373 (O Inc)
	ISIN GB0034243732 (O Inc), GB00B01BP952 (O Acc) GB00B05M9T27 (S Inc), GB00B05M9S10 (S Acc)	Pricing "O" share class prices published daily in the FT

Important Information

Fund performance data provided is calculated net of fees unless stated otherwise. Past performance is not a guide to future performance. All references to benchmarks are for comparative purposes only. Overseas investments may be affected by movements in currency exchange rates. The value of an investment and any income from it may fall as well as rise and investors may get back less than they invested. Neither the views nor the information contained within this document constitute investment advice or an offer to invest or to provide discretionary investment management services and should not be used as the basis of any investment decision. Any decision to invest should be based on information contained in the prospectus, the relevant key investor information document and the latest report and accounts. The investment policy and process of the fund(s) may not be suitable for all investors. If you are in any doubt about whether the fund(s) is/are suitable for you, please contact a professional adviser. References to specific securities are included for the purposes of illustration only and should not be construed as a recommendation to buy or sell these securities.

Although Troy Asset Management Limited considers the information included in this document to be reliable, no warranty is given as to its accuracy or completeness. The opinions expressed are expressed at the date of this document and, whilst the opinions stated are honestly held, they are not guarantees and should not be relied upon and may be subject to change without notice. Third party data is provided without warranty or liability and may belong to a third party.

The fund(s) is/are registered for distribution to the public in the UK and Ireland but not in any other jurisdiction. The distribution of shares of sub-funds of Trojan Investment Fund ("Shares") in Switzerland is made exclusively to, and directed at, qualified investors ("Qualified Investors"), as defined in the Swiss Collective Investment Schemes Act of 23 June 2006, as amended, and its implementing ordinance. Qualified Investors can obtain the prospectus, the key investor information document(s) (edition for Switzerland), the instrument of incorporation, the latest annual and semi-annual report, and further information free of charge from the representative in Switzerland: Carnegie Fund Services S.A., 11, rue du Général-Dufour, CH-1204 Geneva, Switzerland, web: www.carnegie-fund-services.ch. The Swiss paying agent is: Banque Cantonale de Genève, 17, quai de l'Île, CH-1204 Geneva, Switzerland.

In Singapore, the offer or invitation to subscribe for or purchase Shares is an exempt offer made only: (i) to "institutional investors" pursuant to Section 304 of the Securities and Futures Act, Chapter 289 of Singapore (the "Act"), (ii) to "relevant persons" pursuant to Section 305(1) of the Act, (iii) to persons who meet the requirements of an offer made pursuant to Section 305(2) of the Act, or (iv) pursuant to, and in accordance with the conditions of, other applicable exemption provisions of the Act. This document may not be provided to any other person in Singapore. Issued by Troy Asset Management Limited, 33 Davies Street, London W1K 4BP (registered in England & Wales No. 3930846). Registered office: Hill House, 1 Little New Street, London EC4A 3TR. Authorised and regulated by the Financial Conduct Authority (FRN: 195764). All reference to FTSE indices or data used in this presentation is © FTSE International Limited ("FTSE") 2018. 'FTSE' is a trade mark of the London Stock Exchange Group companies and is used by FTSE under licence. Copyright Troy Asset Management Ltd 2018