



# Trojan Income Fund

All data as at 31 January 2018

www.taml.co.uk

The investment objective of the Trojan Income Fund is to provide an above average income with the potential for capital growth in the medium term. The policy is to invest substantially in UK and overseas equities and fixed interest securities but the Fund may also invest in collective investment schemes and money market instruments. Any comparisons against indices are for illustrative purposes only.

### Prices

**322.57p**

'O' accumulation shares

**189.21p**

'O' income shares

### Net Dividend Yield

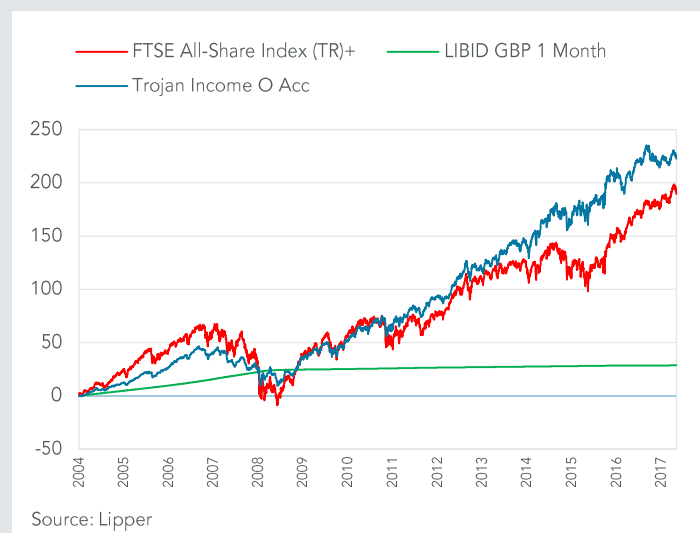
**3.8%**

('O' income)

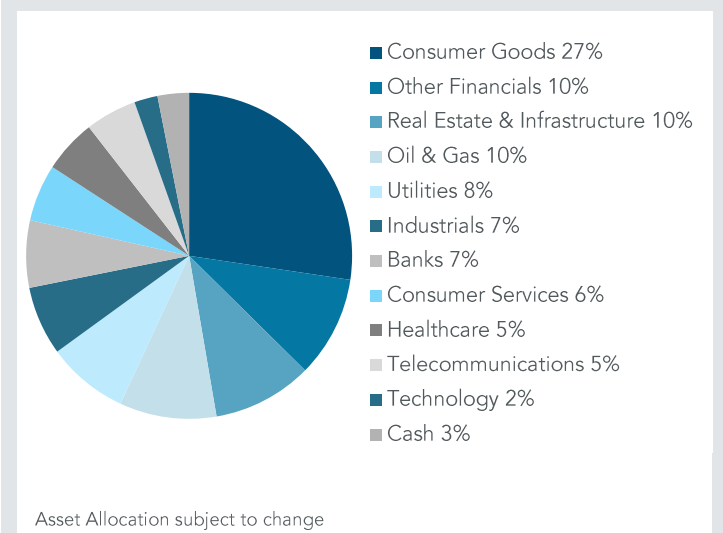
### Fund Size

**£3,214m**

## Percentage Growth from 30/09/2004 to 31/01/2018



## Asset Allocation



Total Return to 31 January 2018	30/09/04 Since launch	31/01/08 10 years	31/01/13 5 years	31/01/15 3 years	31/01/17 1 year	31/07/17 6 months
<b>Trojan Income Fund O Acc</b>	+222.6%	+143.3%	+59.4%	+21.9%	+6.2%	+0.7%
<b>LIBID* GBP 1 month</b>	+28.7%	+9.0%	+1.6%	+0.8%	+0.2%	+0.1%
<b>IA UK Equity Income (TR)</b>	+189.9%	+109.7%	+57.3%	+23.3%	+10.3%	+2.8%
<b>FTSE All-Share Index (TR)*</b>	+189.6%	+98.1%	+50.3%	+27.4%	+11.3%	+3.9%

Discrete Calendar Annual Returns	2005	2006	2007	2008	2009	2010	2011	2012	2013	2014	2015	2016	2017	2018 YTD
<b>Trojan Income Fund O Acc</b>	+11.7%	+16.8%	+5.0%	-12.1%	+14.7%	+14.4%	+6.3%	+9.9%	+20.2%	+10.0%	+10.7%	+10.2%	+6.3%	-1.5%

\* London Inter Bank Bid Rate

© FTSE International Limited 2018

**Past performance is not a guide to future performance.**

Source: Lipper


## January Commentary

Your Fund produced a return of -1.5% during the month compared to a return of -1.9% for the FTSE All-Share Index (TR). There were encouraging updates from both Next and IG Group in January, with Next using its prodigious cash flow generation to start a new share buyback programme. Next has been a superb example of how intelligent capital allocation can enhance shareholder returns in the long term. In fact over one third of the company's share capital has been bought back over the past decade.

The performance of equities and the Fund was held back by concerns over the impact of rising bond yields. Interest rates and bond yields have risen from low levels following firmer economic data, recently boosted by the Trump tax cuts. Market earnings growth has indeed accelerated over the past year in response. However, this growth is from a return on equity base which is high by historic standards. Cost pressures and higher interest rates, not to mention ongoing technological change, may act as a brake on strong market earnings growth. We focus on companies where

healthy returns and growth can be sustained in the long run and prefer shares where better economic conditions are helpful for the investment case, rather than being essential. Ultimately this is what drives the sustainable income and capital growth we seek to deliver in the Fund. The total estimated Fund dividend for the January year end is 7.53p, an increase of over 5% year-on-year. The Fund dividend has now increased at a compound rate of 5% since 2005, comfortably ahead of inflation.

## Return vs volatility since launch (30/09/2004)



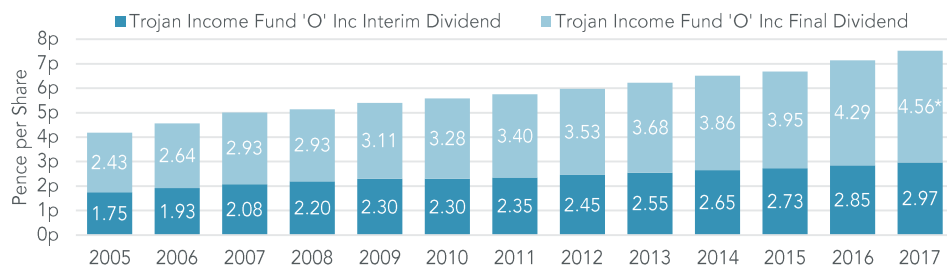
Source: Lipper

Risk analysis since launch (30/09/04)	Fund	IA <sup>2</sup>	Index <sup>+</sup>
Max Drawdown <sup>1</sup>	-25.2%	-44.9%	-45.6%
Annualised Volatility	+9.2%	+12.0%	+12.9%

1. Measures the worst investment period 2. IA UK Equity Income (TR) <sup>+</sup>FTSE All-Share Index (TR)

Source: Lipper

## Dividend Track Record Since 31 January 2005 Full year to 31 January



Source: Troy Asset Management Ltd Past Performance Is Not A Guide To Future Performance \*Estimated Rate

## Fund information

A copy of the latest Prospectus and the KIID for each class (in English) upon which you should base your investment decision is available from Link Fund Solutions Ltd, the Fund's Authorised Corporate Director and Link Fund Administrators Ltd (Authorised and Regulated by the Financial Conduct Authority) on 0345 608 0950.

The Trojan Income Fund is closed to new direct investments, but is still available to new investors through major fund platforms.

<b>Structure</b> Sub-fund of Trojan Investment Funds UCITS	<b>Ongoing Charges</b> 'O' (ordinary) shares: 1.02% 'S' (charity) shares: 0.77%	<b>Dealing</b> Daily at noon Tel: 0345 608 0950
<b>Investment Adviser</b> Troy Asset Management Limited 33 Davies Street London W1K 4BP Tel: 020 7499 4030 Fax: 020 7491 2445 email: info@taml.co.uk	<b>Dividend Ex Dates</b> 1 August (interim), 1 February (final)	<b>Registrar</b> Link Financial Administrators Limited
<b>Fund Manager</b> Francis Brooke <b>Assistant Fund Manager</b> Hugo Ure <b>Assistant Fund Manager</b> Mark Wharrier	<b>Dividend Pay Dates</b> 30 September (interim), 31 March (final)	<b>Auditor</b> Ernst & Young LLP
<b>Currency</b> £ Sterling	<b>Net Yield (historic 'O' Inc shares)</b> 3.77%	<b>Depository</b> The Bank of New York Mellon (International) Limited
<b>Launch Date</b> 30 September 2004	<b>Authorised Corporate Director</b> Link Fund Solutions Limited Tel: 0345 300 2110	<b>Bloomberg</b> TROJINC_LN (O Acc), TROJINI_LN (O Inc)
	<b>ISINs</b> GB00B01BNW49 (O Inc), GB00B01BP176 (O Acc) GB00B05M9W55 (S Inc), GB00B05M9V49 (S Acc)	<b>SEDOL</b> B01BP17 (O Acc), B01BNW4 (O Inc)
		<b>Pricing</b> "O" share class prices published daily in the FT

## Important Information

Fund performance data provided is calculated net of fees unless stated otherwise. Past performance is not a guide to future performance. All references to benchmarks are for comparative purposes only. Overseas investments may be affected by movements in currency exchange rates. The value of an investment and any income from it may fall as well as rise and investors may get back less than they invested. Neither the views nor the information contained within this document constitute investment advice or an offer to invest or to provide discretionary investment management services and should not be used as the basis of any investment decision. Any decision to invest should be based on information contained in the prospectus, the relevant key investor information document and the latest report and accounts. The investment policy and process of the fund(s) may not be suitable for all investors. If you are in any doubt about whether the fund(s) is/are suitable for you, please contact a professional adviser. References to specific securities are included for the purposes of illustration only and should not be construed as a recommendation to buy or sell these securities. Although Troy Asset Management Limited considers the information included in this document to be reliable, no warranty is given as to its accuracy or completeness. The opinions expressed are expressed at the date of this document and, whilst the opinions stated are honestly held, they are not guarantees and should not be relied upon and may be subject to change without notice. Third party data is provided without warranty or liability and may belong to a third party. The fund(s) is/are registered for distribution to the public in the UK and Ireland but not in any other jurisdiction. The distribution of shares of sub-funds of Trojan Investment Fund ("Shares") in Switzerland is made exclusively to, and directed at, qualified investors ("Qualified Investors"), as defined in the Swiss Collective Investment Schemes Act of 23 June 2006, as amended, and its implementing ordinance. Qualified Investors can obtain the prospectus, the key investor information 2 document(s) (edition for Switzerland), the instrument of incorporation, the latest annual and semi-annual report, and further information free of charge from the representative in Switzerland: Carnegie Fund Services S.A., 11, rue du Général-Dufour, CH-1204 Geneva, Switzerland, web: www.carnegie-fund-services.ch. The Swiss paying agent is: Banque Cantonale de Genève, 17, quai de l'île, CH-1204 Geneva, Switzerland. In Singapore, the offer or invitation to subscribe for or purchase Shares is an exempt offer made only: (i) to "institutional investors" pursuant to Section 304 of the Securities and Futures Act, Chapter 289 of Singapore (the "Act"), (ii) to "relevant persons" pursuant to Section 305(1) of the Act, (iii) to persons who meet the requirements of an offer made pursuant to Section 305(2) of the Act, or (iv) pursuant to, and in accordance with the conditions of, other applicable exemption provisions of the Act. This document may not be provided to any other person in Singapore. Issued by Troy Asset Management Limited, 33 Davies Street, London W1K 4BP (registered in England & Wales No. 3930846). Registered office: Hill House, 1 Little New Street, London EC4A 3TR. Authorised and regulated by the Financial Conduct Authority (FRN: 195764). All reference to FTSE indices or data used in this document is © FTSE International Limited ("FTSE") 2018. 'FTSE' ® is a trade mark of the London Stock Exchange Group companies and is used by FTSE under licence. Copyright Troy Asset Management Ltd 2018

Top 10 holdings	% Fund
Royal Dutch Shell	5.9
Unilever	5.2
British American Tobacco	4.2
Lloyds	4.1
BP	3.7
Reckitt Benckiser	3.5
Vodafone	3.3
Compass Group	3.2
GlaxoSmithKline	3.1
Imperial Brands	3.1
<b>Total Top 10</b>	<b>39.3</b>
36 other holdings	57.6
Cash & Equivalent	3.1
<b>TOTAL</b>	<b>100.0</b>

Holdings subject to change