



# Trojan Ethical Income Fund

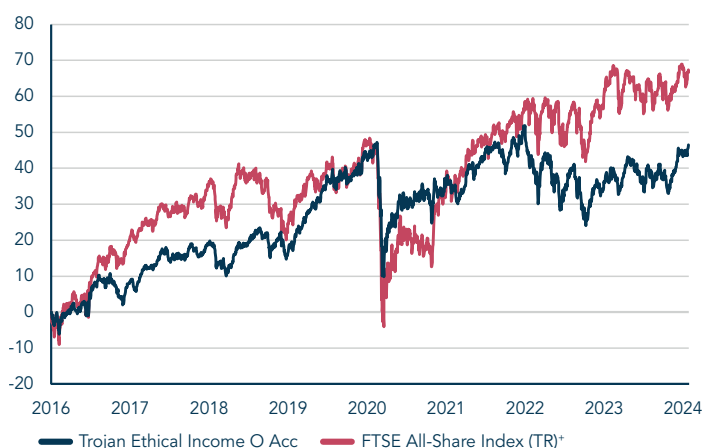
All data as at 31 January 2024

taml.co.uk

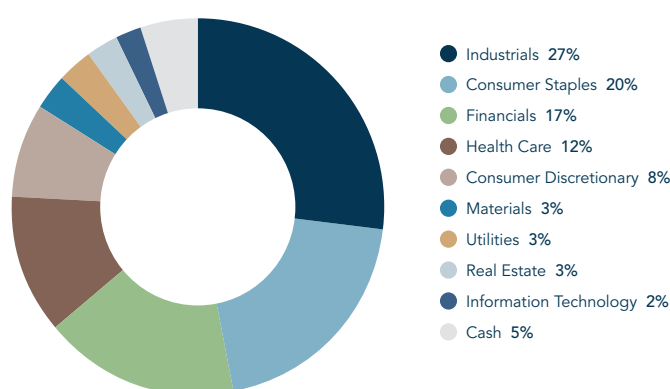
The investment objective of the Trojan Ethical Income Fund is to seek to achieve income with the potential for capital growth in the medium term (3 to 5 years). Its investment policy is to invest at least 80% of its assets in UK and overseas equities, including investment trusts and real estate investment trusts and equity-related securities. At least 60% of its assets will be invested in UK equities and equity-related securities. A maximum of 30% of its assets may also be invested in overseas equities and equity-related securities.

PRICES		YIELD*	FUND SIZE
144.79p	118.11p	2.6%	£221m
<small>'O' accumulation shares 'O' income shares</small>		<small>'O' income shares *historic dividend yield</small>	

## PERCENTAGE GROWTH FROM 06/01/2016 TO 31/01/2024



## ASSET ALLOCATION



Source: Factset, Asset Allocation subject to change.

Total Return to 31 January 2024	06/01/16 Since Launch	31/01/19 5 years	31/01/21 3 years	31/01/23 1 year	31/07/23 6 months
Trojan Ethical Income Fund O Acc	+46.5%	+23.3%	+10.0%	+7.4%	+4.5%
FTSE All-Share Index (TR)*	+66.7%	+30.4%	+27.5%	+1.9%	+1.1%

Discrete Calendar Annual Returns	2016#	2017	2018	2019	2020	2021	2022	2023	2024 YTD
Trojan Ethical Income Fund O Acc	+8.0%	+10.2%	-2.9%	+23.9%	-6.0%	+12.1%	-11.2%	+8.2%	+1.0%

\*© FTSE International Limited 2024  
#from 6 January 2016

Source: Lipper

Past performance is not a guide to future performance.

## January Commentary

Your Fund returned +1.0% during the month compared to -1.3% for the FTSE All-Share Index (TR). After a particularly strong end to 2023, the UK equity market was more subdued in the first weeks of January. Inflation, which had been falling steadily for much of the year, showed signs of stickiness and the US Federal Reserve was forced to temper the market's expectations of a first rate cut in March 2024.

Against this backdrop, Consumer Staples performed well and were the biggest contributor to the Fund's returns in the month. This marks a significant reversal when compared to the final quarter of last year. Recent challenges faced by the sector have been well-documented. Demand-curbing appetite suppressant drugs (GLP-1s) have impacted investor confidence in the long-term volume growth outlook for certain categories, whilst rising interest rates have been challenging for valuations. We believe these factors are more than adequately discounted in share prices, and January's robust performance reflects this.

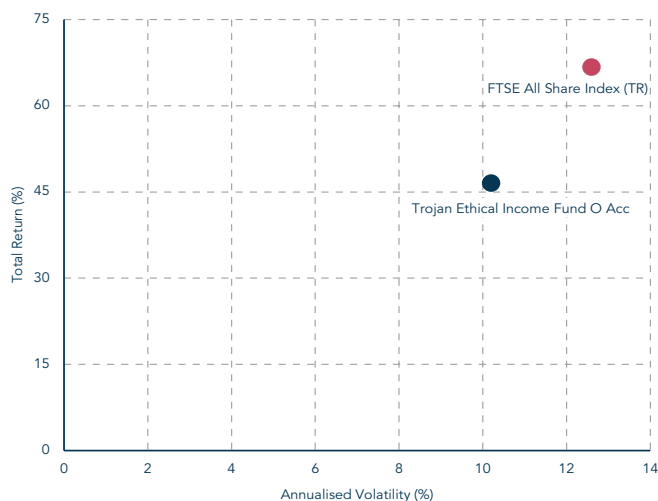
One of the strongest contributors to returns in the month was Reckitt. We held a review of our investment thesis on this stock in late 2023 following a period of dull performance. This process gave us increased comfort in

the company's refocused strategy, which centres on reinvigorating growth in the company's core brands and key regions. Reckitt owns a portfolio of world-leading brands, including Dettol and Finish, that have meaningful long-term growth opportunities, particularly in emerging markets. After a period of management change, we look forward to the new and high-calibre management team driving improved execution and growth going forwards.

Reckitt is currently offering an attractive prospective return in our view. This is made up of resilient mid-single digit earnings growth and a 3.2% dividend yield. Earnings per share growth will be underpinned by a share buyback program, supported by strong cash generation and a robust balance sheet. Reckitt trades at a modest 16.5x earnings which is not dissimilar to other high quality consumer staples businesses in the UK market. After a period of underperformance, we think that your Fund's high-quality consumer staples holdings could prove to be a valuable driver of future portfolio returns



## RETURN VS VOLATILITY SINCE LAUNCH (06/01/2016)



Source: Lipper

## TOP 10 HOLDINGS

RELX	6.9%
Unilever	6.6%
Reckitt Benckiser	5.8%
Experian	4.4%
Bunzl	4.1%
GSK	3.8%
Nestlé	3.4%
National Grid	3.2%
Novartis	3.1%
Paychex	2.9%
<hr/>	
Total Top 10	44.1%
29 Other Equity holdings	51.1%
Cash	4.8%
<hr/>	
TOTAL	100.0%

Source: Factset. Holdings subject to change.

## RISK ANALYSIS

Risk analysis since launch (06/01/16)	Trojan Ethical Income Fund O Acc	FTSE All-Share Index (TR)
Total Return	+46.5%	+66.7%
Max Drawdown <sup>1</sup>	-25.4%	-35.3%
Best Month	+6.6%	+12.7%
Worst Month	-9.1%	-15.1%
Positive Months	+62.5%	+61.5%
Annualised Volatility <sup>2</sup>	+10.2%	+12.6%

<sup>1</sup> Measures the worst investment period

<sup>2</sup> Measured by standard deviation of annual returns

Source: Lipper

**Past performance is not a guide to future performance**

## FUND INFORMATION

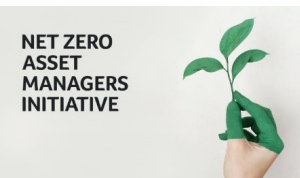
A copy of the latest Prospectus and the KIID for each class (in English) upon which you should base your investment decision is available from Waystone Management (UK) Limited, the Fund's Authorised Corporate Director, (Authorised and Regulated by the Financial Conduct Authority) at [www.waystone.com](http://www.waystone.com).

<p><b>Structure</b> Sub-fund of Trojan Investment Funds UK UCITS</p> <hr/> <p><b>Investment Manager</b> Troy Asset Management Limited 33 Davies Street London W1K 4BP Tel: 020 7499 4030 Fax: 020 7491 2445 email: busdev@tam1.co.uk</p> <hr/> <p><b>Fund Manager</b> Hugo Ure</p> <hr/> <p><b>Currency</b> £ Sterling</p> <hr/> <p><b>Launch Date</b> 06 January 2016</p> <hr/> <p><b>Authorised Corporate Director</b> Waystone Management (UK) Limited Tel: 0345 608 0950</p>	<p><b>Dividend Ex Dates</b> 1 August (interim), 1 February (final)</p> <hr/> <p><b>Dividend Pay Dates</b> 30 September (interim), 31 March (final)</p> <hr/> <p><b>Historic Dividend Yield</b> (‘O’ Inc shares) 2.58%</p> <hr/> <p><b>Benchmarks</b> For more information on the benchmarks used please refer to the ‘use of benchmarks’ section in the fund information sheet available from our <a href="http://www.waystone.com">website</a>.</p> <hr/> <p><b>Registrar</b> Link Fund Administrators Limited</p> <hr/> <p><b>Auditor</b> Ernst &amp; Young LLP</p> <hr/> <p><b>Depository</b> The Bank of New York Mellon (International) Limited</p>	<p><b>Dealing</b> Daily at noon Tel: 0345 608 0950</p> <hr/> <p><b>ISIN</b> GB00BYMLFL45 (O Inc), GB00BYMLFK38 (O Acc) GB00BYMLFR07 (S Inc), GB00BYMLFQ99 (S Acc)</p> <hr/> <p><b>SEDOL</b> BYMLFK3 (O Acc), BYMLFL4 (O Inc)</p> <hr/> <p><b>Bloomberg</b> TEIFOAC_LN (O Acc), TEIFOIN_LN (O Inc)</p> <hr/> <p><b>Ongoing Charges (capped)</b> ‘O’ (ordinary) shares: 1.02% ‘S’ (charity) shares: 0.77%</p> <hr/> <p><b>Pricing</b> “O” share class prices published daily in the FT</p>
--	--	--

## RESPONSIBLE INVESTMENT



Signatory of:





## Important Information

Please refer to Troy's Glossary of Investment terms [here](#). Fund performance data provided is calculated net of fees with income reinvested unless stated otherwise. All performance and income data is in relation to the stated share class, performance of other share classes may differ. Past performance is not a guide to future performance. Overseas investments may be affected by movements in currency exchange rates. The value of an investment and any income from it may fall as well as rise and investors may get back less than they invested. The historic yield reflects distributions declared over the past twelve months as a percentage of the fund's price, as at the date shown. It does not include any preliminary charge and investors may be subject to tax on their distributions. Any reference to benchmarks are for comparative purposes only. Tax legislation and the levels of relief from taxation can change at any time. Any change in the tax status of a Fund or in tax legislation could affect the value of the investments held by the Fund or its ability to provide returns to its investors. The tax treatment of an investment, and any dividends received, will depend on the individual circumstances of the investor and may be subject to change in the future. The yield is not guaranteed and will fluctuate. Any objective will be treated as a target only and should not be considered as an assurance or guarantee of performance of the Fund or any part of it. The fund may use currency forward derivatives for the purpose of efficient portfolio management.

Neither the views nor the information contained within this document constitute investment advice or an offer to invest or to provide discretionary investment management services and should not be used as the basis of any investment decision. Any decision to invest should be based on information contained in the prospectus, the relevant key investor information document and the latest report and accounts. The investment policy and process of the fund(s) may not be suitable for all investors. If you are in any doubt about whether the fund(s) is/are suitable for you, please contact a professional adviser. References to specific securities are included for the purposes of illustration only and should not be construed as a recommendation to buy or sell these securities. Although Troy Asset Management Limited considers the information included in this document to be reliable, no warranty is given as to its accuracy or completeness. The opinions expressed are expressed at the date of this document and, whilst the opinions stated are honestly held, they are not guarantees and should not be relied upon and may be subject to change without notice. Third party data is provided without warranty or liability and may belong to a third party.

The Fund is registered for distribution to the public in the UK but not in any other jurisdiction. The sub-funds are registered for distribution to professional investors only in Ireland.

The distribution of certain share classes of the sub-funds of Trojan Investment Funds ("Shares") in Switzerland is made exclusively to, and directed at, qualified investors ("Qualified Investors"), as defined in the Swiss Collective Investment Schemes Act of 23 June 2006, as amended, and its implementing ordinance. Qualified Investors can obtain a copy of the prospectus and the key information documents for Switzerland, the memorandum and articles of association, the latest annual and semi-annual report, and further information free of charge from the representative in Switzerland: Reyl & Cie Ltd, Rue du Rhône 4, CH-1204 Geneva, Switzerland, web: [www.reyl.com](http://www.reyl.com). The Swiss paying agent is: Reyl & Cie Ltd, Rue du Rhône 4, CH-1204 Geneva, Switzerland.

Certain sub-funds are registered in Singapore and the offer or invitation to subscribe for or purchase Shares in Singapore is an exempt offer made only: (i) to "institutional investors" (as defined in the Securities and Futures Act, pursuant to Section 304 of the Securities and Futures Act, Chapter 289 of Singapore, as amended or modified (the "SFA"); (ii) to "relevant persons" (as defined in Section 305(5) of the SFA) pursuant to Section 305(1) of the SFA, and where applicable, the conditions specified in Regulation 3 of the Securities and Futures (Classes of Investors) Regulations 2018; (iii) to persons who meet the requirements of an offer made pursuant to Section 305(2) of the SFA; or (iv) pursuant to, and in accordance with the conditions of, any other applicable exemption provisions of the SFA.

All references to FTSE indices or data used in this presentation is © FTSE International Limited ("FTSE") 2024. 'FTSE®' is a trade mark of the London Stock Exchange Group companies and is used by FTSE under licence. Issued by Troy Asset Management Limited, 33 Davies Street, London W1K 4BP (registered in England & Wales No. 3930846). Registered office: 33 Davies Street, London W1K 4BP. Authorised and regulated by the Financial Conduct Authority (FRN: 195764) and registered with the U.S. Securities and Exchange Commission ("SEC") as an Investment Adviser (CRD: 319174). Registration with the SEC does not imply a certain level of skill or training. Any fund described in this document is neither available nor offered in the USA or to U.S. Persons.

© Troy Asset Management Ltd 2024.