



Trojan Ethical Income Fund

All data as at 31 March 2022

www.taml.co.uk

The investment objective of the Trojan Ethical Income Fund is to seek to achieve income with the potential for capital growth in the medium term (3 to 5 years). Its investment policy is to invest at least 80% of its assets in UK and overseas equities, including investment trusts and real estate investment trusts and equity-related securities. At least 60% of its assets will be invested in UK equities and equity-related securities. A maximum of 30% of its assets may also be invested in overseas equities and equity-related securities.

Prices

143.18p

'O' accumulation shares

121.30p

'O' income shares

Historic Dividend Yield

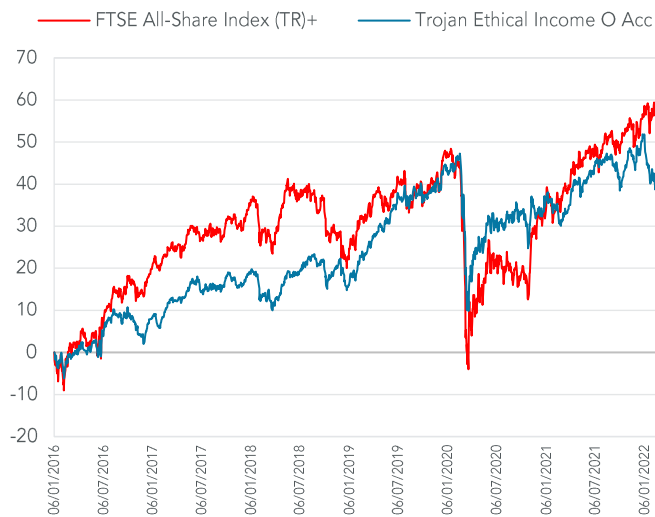
2.4%

'O' income shares

Fund Size

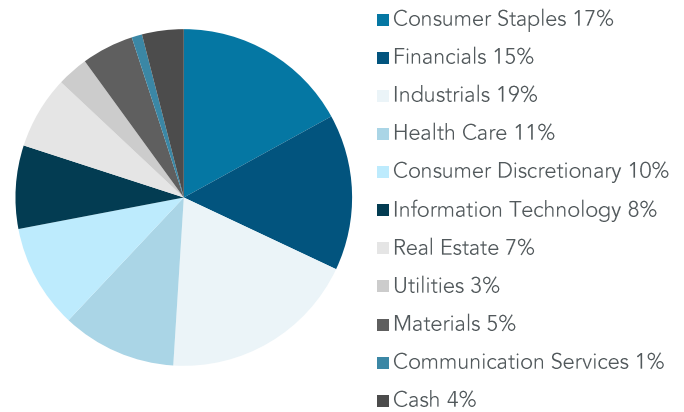
£362m

Percentage Growth from 06/01/2016 to 31/03/2022



Source: Lipper

Asset Allocation



Source: Factset, Asset Allocation subject to change

Total Return to 31 Mar 2022	06/01/16 Since launch	31/03/17 5 Years	31/03/19 3 years	31/03/21 1 year	30/09/21 6 months
Trojan Ethical Income Fund O Acc	+43.2%	+27.6%	+13.3%	+6.2%	+0.4%
FTSE All-Share Index (TR)*	+56.8%	+25.8%	+16.8%	+13.0%	+4.7%

Discrete Calendar Annual Returns	2016#	2017	2018	2019	2020	2021	2022 YTD
Trojan Ethical Income Fund O Acc	+8.0%	+10.2%	-2.9%	+23.9%	-6.0%	+12.1%	-5.2%

Source: Lipper

#from 6 January 2016

*© FTSE International Limited 2022.

Past performance is not a guide to future performance

March Commentary

Your Fund delivered a total return of +3.1% during the month, compared with +1.3% from the FTSE All-Share Index (TR). This return belies a volatile period with the VIX 'volatility' index setting a new 12-month high. Elevated geopolitical risk, rapidly rising energy prices and hawkish language from the Federal Reserve conspired to drive markets sharply lower in the early days of the month. However, equities made a robust recovery to finish the month in positive territory.

While US crude oil prices have retrenched towards \$100 per barrel (WTI¹) in the last few weeks, and tentative signs of de-escalation have emerged from Ukraine, the risks to investors have by no means disappeared. Reassuringly, UK corporates are generally in good shape and meetings we have had during the month with our portfolio companies support this view.

Croda, a manufacturer of specialty chemicals for the pharmaceutical and beauty industries, is successfully passing on cost inflation through pricing, demonstrating the vital functionality and high value of its products. Customers such as L'Oreal and Unilever are turning to Croda's bio-based formulations to meet their own sustainability goals and to ensure their products remain relevant to consumers. We also had meetings with International Public Partnerships and 3i Infrastructure. Both infrastructure trusts have in-built inflation linkages across a number of their underlying assets and so are also able to protect investor returns in real terms.

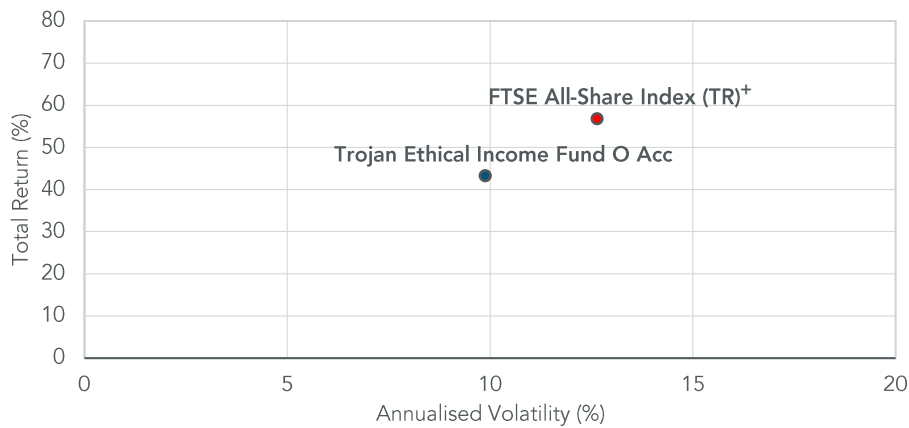
In meetings with world-leading testing company Intertek and the UK pizza brand Domino's, both companies emphasised their respective returns to growth in recent quarters. Intertek stands to benefit from the re-opening of economies as companies seek help in meeting sustainability

goals and fortifying supply chains post-pandemic. At Domino's, the resolution of a long-running dispute with its franchisees has enabled both store openings to recommence and a system-wide approach to pricing to be implemented. Both Intertek and Domino's have strong balance sheets and well covered dividends, giving plenty of optionality to their management teams to either invest further or return surplus cash to shareholders.

In short, the Fund's companies are in good shape despite the complex current environment. Near-term impacts may vary by business, but we are confident that the portfolio is resilient and capable of growing dividends, which will ultimately be reflected in the capital and income returns received by our investors.

¹West Texas Intermediate

Return vs volatility since launch (06/01/2016)



Source: Lipper

Past performance is not a guide to future performance

Risk analysis since launch (06/01/16)	Trojan Ethical Income Fund O Acc	FTSE All-Share Index (TR)
Total Return	+43.2%	+56.8%
Max Drawdown ¹	-25.4%	-35.3%
Best Month	+6.5%	+12.7%
Worst Month	-9.1%	-15.1%
Positive Months	+63.5%	+62.2%
Annualised Volatility ²	+9.9%	+12.6%

Source: Lipper 1. Measures the worst investment period ² Measured by standard deviation of annual returns

Top 10 holdings	% Fund
RELX	6.4
Reckitt Benckiser	4.7
Experian	4.6
Paychex	4.5
Unilever	4.2
Nestlé	3.7
American Express	3.2
Compass Group	3.1
National Grid	2.8
Croda International	2.8
Total Top 10	40.0
32 other holdings	56.1
Cash & Equivalent	3.9
Total	100.0

Source: Factset. Holdings subject to change

Fund information

A copy of the latest Prospectus and the KIID for each class (in English) upon which you should base your investment decision is available from Link Fund Solutions Ltd, the Fund's Authorised Corporate Director and Link Fund Administrators Ltd (Authorised and Regulated by the Financial Conduct Authority) on 0345 608 0950.

Structure Sub-fund of Trojan Investment Funds UK UCITS	Ongoing Charges 'O' (ordinary) shares: 1.02% 'S' (charity) shares: 0.77%	Dealing Daily at noon Tel: 0345 608 0950
Investment Manager Troy Asset Management Limited 33 Davies Street London W1K 4BP Tel: 020 7499 4030 Fax: 020 7491 2445 email: busdev@taml.co.uk	Dividend Ex Dates 1 August (interim), 1 February (final)	Registrar Link Fund Administrators Limited
Fund Manager Hugo Ure	Dividend Pay Dates 30 September (interim), 31 March (final)	Auditor Ernst & Young LLP
Currency £ Sterling	Historic Dividend Yield ('O' Inc shares) 2.41%	Depository The Bank of New York Mellon (International) Limited
Launch Date 06 January 2016	Authorised Corporate Director Link Fund Solutions Limited Tel: 0345 300 2110	Bloomberg (O shares) TEIFOAC_LN (O Acc), TEIFOIN_LN (O Inc)
Benchmarks For more information on the benchmarks used please refer to the 'use of benchmarks' section in the fund information sheet available from our website	ISIN GB00BYMLFL45 (O Inc), GB00BYMLFK38 (O Acc) GB00BYMLFR07 (S Inc), GB00BYMLFQ99 (S Acc)	SEDOL (O shares) BYMLFK3 (O Acc), BYMLFL4 (O Inc)
		Pricing "O" share class prices published daily in the FT

Important Information

Please refer to Troy's Glossary of Investment terms [here](#). Fund performance data provided is calculated net of fees unless stated otherwise. Past performance is not a guide to future performance. All references to benchmarks are for comparative purposes only. Overseas investments may be affected by movements in currency exchange rates. Investments in mid and smaller cap companies are higher risk than investments in larger companies. The value of an investment and any income from it may fall as well as rise and investors may get back less than they invested. The historic dividend yield reflects distributions declared over the past twelve months as a percentage of the fund's price, as at the date shown. It does not include any preliminary charge and investors may be subject to tax on their distributions. The yield is not guaranteed and will fluctuate. The fund may use currency forward derivatives for the purpose of efficient portfolio management. Neither the views nor the information contained within this document constitute investment advice or an offer to invest or to provide discretionary investment management services and should not be used as the basis of any investment decision. Any decision to invest should be based on information contained in the prospectus, the relevant key investor information document and the latest report and accounts. The investment policy and process of the fund(s) may not be suitable for all investors. If you are in any doubt about whether the fund(s) is/are suitable for you, please contact a professional adviser. References to specific securities are included for the purposes of illustration only and should not be construed as a recommendation to buy or sell these securities. Derivatives (whose value is linked to that of another investment, e.g. company shares, currencies) may be used to manage the risk profile of the fund. Although Troy Asset Management Limited considers the information included in this document to be reliable, no warranty is given as to its accuracy or completeness. The opinions expressed are expressed at the date of this document and, whilst the opinions stated are honestly held, they are not guarantees and should not be relied upon and may be subject to change without notice. Third party data is provided without warranty or liability and may belong to a third party. The fund(s) is/are registered for distribution to the public in the UK but not in any other jurisdiction. The distribution of shares of sub-funds of Trojan Investment Fund ("Shares") in Switzerland is made exclusively to, and directed at, qualified investors ("Qualified Investors"), as defined in the Swiss Collective Investment Schemes Act of 23 June 2006, as amended, and its implementing ordinance. Qualified Investors can obtain the prospectus, the key investor information documents or, as the case may be, the key information documents for Switzerland, the instrument of incorporation, the latest annual and semi-annual report, and further information free of charge from the representative in Switzerland: Carnegie Fund Services S.A., 11, rue du Général-Dufour, CH-1204 Geneva, Switzerland, web: www.carnegie-fund-services.ch. The Swiss paying agent is: Banque Cantonale de Genève, 17, quai de l'Île, CH-1204 Geneva, Switzerland. The offer or invitation to subscribe for or purchase shares in Singapore is an exempt offer made only: (i) to "institutional investors" (as defined in the Securities and Futures Act, pursuant to Section 304 of the Securities and Futures Act, Chapter 289 of Singapore, as amended or modified (the "SFA"); (ii) to "relevant persons" (as defined in Section 305(5) of the SFA) pursuant to Section 305(1) of the SFA, and where applicable, the conditions specified in Regulation 3 of the Securities and Futures (Classes of Investors) Regulations 2018; (iii) to persons who meet the requirements of an offer made pursuant to Section 305(2) of the SFA; or (iv) pursuant to, and in accordance with the conditions of, any other applicable exemption provisions of the SFA. Registered office: Hill House, 1 Little New Street, London EC4A 3TR. All reference to FTSE indices or data used in this presentation is © FTSE International Limited ("FTSE") 2022. 'FTSE ®' is a trade mark of the London Stock Exchange Group companies and is used by FTSE under licence. Issued by Troy Asset Management Limited, 33 Davies Street, London W1K 4BP (registered in England & Wales No. 3930846). Authorised and regulated by the Financial Conduct Authority (FRN: 195764). Copyright Troy Asset Management Limited 2022