



Trojan Global Income Fund

All data as at 30 April 2021

www.taml.co.uk

The investment objective of the Trojan Global Income Fund is to seek to achieve income with the potential for capital growth in the medium term (3 to 5 years). The Fund's investment policy is to invest at least 80% of its assets globally in equities and equity-related securities. It may also invest in government and public securities (such as sovereign debt and treasury bills), corporate bonds, real estate (via REITs), private equity, cash, cash equivalents (including money-market instruments) and deposits. Any comparisons against indices are for illustrative purposes only.

Prices

138.07p

'O' accumulation shares

121.51p

'O' income shares

Historic

Dividend Yield

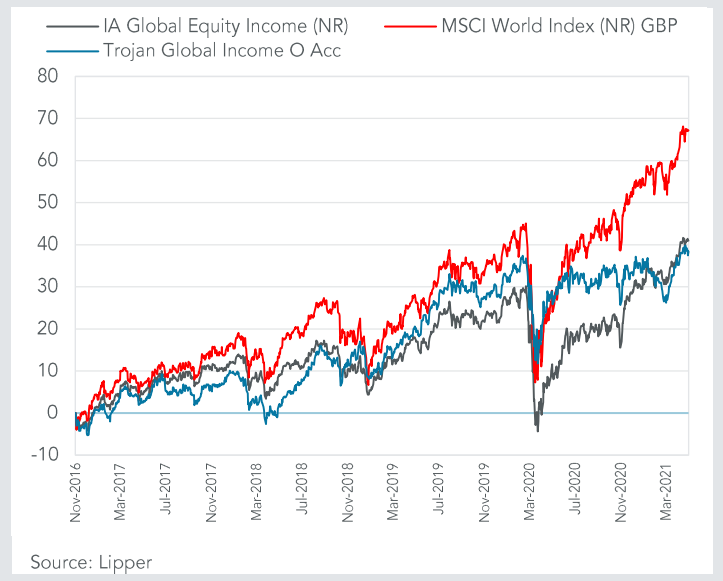
3.0%

'O' income shares

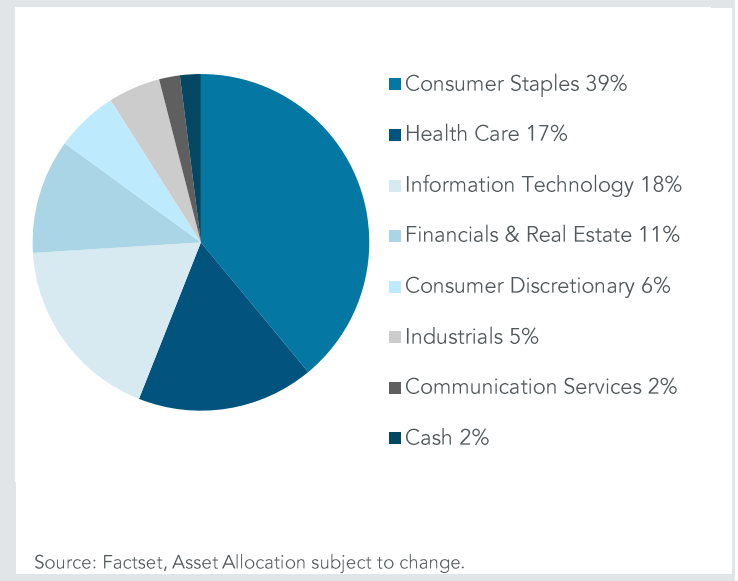
Fund Size

£548m

Percentage Growth from 01/11/2016 to 30/04/2021



Asset Allocation



Total Return to 30 April 2021	01/11/2016 Since launch	30/04/2018 3 years	30/04/2020 1 year	31/10/2020 6 months
Trojan Global Income Fund O Acc	+38.3%	+35.5%	+7.3%	+10.1%
IA Global Equity Income (NR)	+41.0%	+29.2%	+26.3%	+22.0%
MSCI World Index (NR) GBP	+67.1%	+47.8%	+32.4%	+20.6%

Discrete Calendar Annual Returns	2017	2018	2019	2020	2021 YTD
Trojan Global Income Fund	+8.7%	-1.0%	+21.0%	+2.3%	+3.1%

Past performance is not a guide to future performance

Source: Lipper

April Commentary

Your Fund returned +1.9% during the month compared to +4.3% for the MSCI World Index (NR) GBP.

As an indicator of how the centre of gravity in entertainment is shifting, the Oscars are instructive. Not because of their popularity but rather owing to how relatively marginal they have become. Whereas the Oscars was watched by fewer than 10 million people, the Game Awards – the equivalent of the Oscars in the gaming world – was live streamed by 8 times more people.

Nintendo, the Japanese gaming company, did not win the prestigious

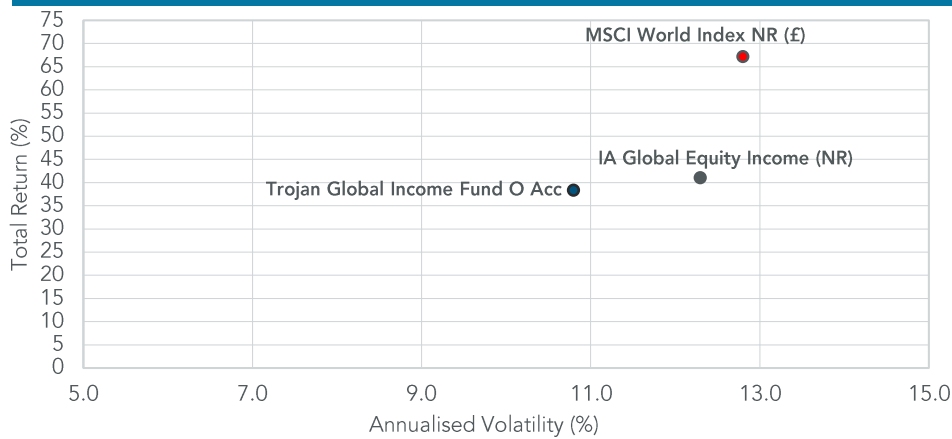
Game of the Year Award, but it did become our most recent investment. The Kyoto based company has created some of the most successful gaming franchises in the world – Mario, Zelda and Pokemon above all. We believe Nintendo is becoming a more valuable business as more people experience and interact with its games.

The Nintendo Switch, launched four years ago, is on track to become one of the most successful consoles of all time. Gamers are increasingly buying games digitally, which benefits the company's margins. The core gaming business is healthy and is generating increasing and more stable profits.

Nintendo is also quietly transforming into an entertainment company to fulfil its mission. Super Nintendo World, a theme park, just opened its doors in Osaka. A second one will soon open in Orlando. A new Super Mario movie is in the works in collaboration with Illumination, the animation studio behind the Minions. Nintendo is also looking to develop applications for smart devices to "make walking fun".

The shares represent good value too, as the market remains sceptical. Nintendo trades at 18x earnings and offers a 3% dividend yield, which we believe does not reflect all the exciting opportunities lying ahead.

Return vs volatility since launch (01/11/2016)



Risk analysis since launch (01/11/2016)	Trojan Global Income O Acc	IA Global Equity Income (NR)	MSCI World Index NR (£)
Total Return	+38.3%	+41.0%	+67.1%
Max Drawdown ¹	-18.7%	-26.6%	-26.1%
Best Month	+6.8%	+11.1%	+9.2%
Worst Month	-6.5%	-11.5%	-10.6%
Positive Months	+66.0%	+64.2%	+67.9%
Annualised Volatility ²	+10.8%	+12.3%	+12.8%

Source: Lipper¹ Measures the worst investment period² Measured by standard deviation of annual returns

Top 10 holdings	% Fund
British American Tobacco	5.9
Unilever	5.3
Philip Morris International	5.2
Reckitt Benckiser	4.9
Paychex	4.4
Medtronic	4.1
Diageo	4.1
ADP	3.9
PepsiCo	3.9
CME Group	3.8
Total Top 10	45.5
24 other holdings	52.3
Cash & Equivalent	2.2
TOTAL	100.0

Source: Factset, holdings subject to change.

Fund Ratings



Fund information

A copy of the latest Prospectus and the KIID for each class (in English) upon which you should base your investment decision is available from Link Fund Solutions Ltd, the Fund's Authorised Corporate Director and Link Fund Administrators Ltd (authorised and regulated by the Financial Conduct Authority) on 0345 608 0950.

Structure Sub-fund of Trojan Investment Funds UK UCITS		Ongoing Charges 'O' (ordinary) shares: 0.91% 'S' (charity) shares: 0.81%		Dealing Daily at noon Tel: 0345 608 0950	
Investment Manager Troy Asset Management Limited 33 Davies Street London W1K 4BP Tel: 020 7499 4030 Fax: 020 7491 2445 email: busdev@taml.co.uk		Dividend Ex Dates 1 May, 1 August, 1 November, 1 February (final)		Registrar Link Fund Administrators Limited	
Fund Manager James Harries Assistant Fund Manager Tomasz Boniek		Dividend Pay Dates 30 June, 30 September, 31 December, 31 March (final)		Auditor Ernst & Young LLP	
Currency £ Sterling		Historic Dividend Yield (O Inc) 2.95%		Depository The Bank of New York Mellon (International) Limited	
Launch Date 01 November 2016		Authorised Corporate Director Link Fund Solutions Limited Tel: 0345 300 2110		Bloomberg TGIFOAC_LN (O Acc), TGIFOIN_LN (O Inc)	
		ISINs GB00BD82KQ40 (O Inc), GB00BD82KP33 (O Acc) GB00BD82KV92 (S Inc), GB00BD82KT70 (S Acc)		SEDOL BD82KP3 (O Acc), BD82KQ4 (O Inc)	
		Benchmarks For more information on the benchmarks used please refer to the 'use of benchmarks' section in the fund information sheet, available from our		Pricing "O" share class prices published daily in the FT	

Important Information:

Fund performance data provided is calculated net of fees unless stated otherwise. Past performance is not a guide to future performance. Overseas investments may be affected by movements in currency exchange rates. The value of an investment and any income from it may fall as well as rise and investors may get back less than they invested. The historic yield reflects distributions declared over the past twelve months as a percentage of the fund's price, as at the date shown. It does not include any preliminary charge and investors may be subject to tax on their distributions. The yield is not guaranteed and will fluctuate. Neither the views nor the information contained within this document constitute investment advice or an offer to invest or to provide discretionary investment management services and should not be used as the basis of any investment decision. Any decision to invest should be based on information contained in the prospectus, the relevant key investor information document and the latest report and accounts. The investment policy and process of the fund(s) may not be suitable for all investors. If you are in any doubt about whether the fund(s) is/are suitable for you, please contact a professional adviser. References to specific securities are included for the purposes of illustration only and should not be construed as a recommendation to buy or sell these securities. Although Troy Asset Management Limited considers the information included in this document to be reliable, no warranty is given as to its accuracy or completeness. The opinions expressed are expressed at the date of this document and, whilst the opinions stated are honestly held, they are not guarantees and should not be relied upon and may be subject to change without notice. Third party data is provided without warranty or liability and may belong to a third party. Morningstar logo (© 2020 Morningstar, Inc. All rights reserved.) contained herein: (1) is proprietary to Morningstar and/or its content providers; (2) may not be copied or distributed; and (3) is not warranted to be accurate, complete or timely. Neither Morningstar nor its content providers are responsible for any damages or losses arising from any use of this information. The fund(s) is/are registered for distribution to the public in the UK but not in any other jurisdiction. The distribution of shares of sub-funds of Trojan Investment Fund ("Shares") in Switzerland is made exclusively to, and directed at, qualified investors ("Qualified Investors"), as defined in the Swiss Collective Investment Schemes Act of 23 June 2006, as amended, and its implementing ordinance. Qualified Investors can obtain the prospectus, the key investor information document(s) (edition for Switzerland), the instrument of incorporation, the latest annual and semi-annual report, and further information free of charge from the representative in Switzerland: Carnegie Fund Services S.A., 11, rue du Général-Dufour, CH-1204 Geneva, Switzerland, web: www.carnegie-fund-services.ch. The Swiss paying agent is: Banque Cantonale de Genève, 17, quai de l'Île, CH-1204 Geneva, Switzerland. The offer or invitation to subscribe for or purchase shares in Singapore is an exempt offer made only: (i) to "institutional investors" (as defined in the Securities and Futures Act, pursuant to Section 304 of the Securities and Futures Act, Chapter 289 of Singapore, as amended or modified (the "SFA")); (ii) to "relevant persons" (as defined in Section 305(5) of the SFA) pursuant to Section 305(1) of the SFA, and where applicable, the conditions specified in Regulation 3 of the Securities and Futures (Classes of Investors) Regulations 2018; (iii) to persons who meet the requirements of an offer made pursuant to Section 305(2) of the SFA; or (iv) pursuant to, and in accordance with the conditions of, any other applicable exemption provisions of the SFA. Issued by Troy Asset Management Limited, 33 Davies Street, London W1K 4BP (registered in England & Wales No. 3930846). Registered office: Hill House, 1 Little New Street, London EC4A 3TR. Authorised and regulated by the Financial Conduct Authority (FRN: 195764). Copyright Troy Asset Management Ltd 2021.