



Trojan Income Fund (Ireland)

Marketing Communication

All data as at 31 May 2024
taml.co.uk

The Fund seeks to provide income with the potential for capital growth in the medium (3 to 5 years) term. The investment policy is to invest at least 80% of its Net Asset Value in UK equities and equity related securities.

PRICES

1.6147 GBP O Acc	1.1094 GBP O Inc
1.7029 USD O Acc	1.1800 USD O Inc
1.4417 EUR O Acc	0.9905 EUR O Inc

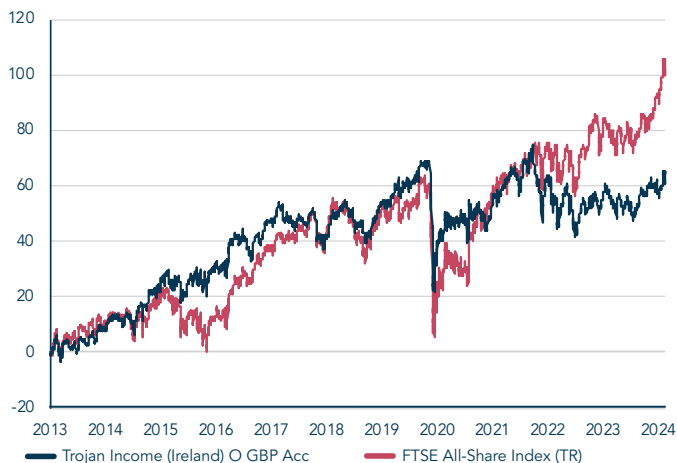
FUND SIZE

£31m

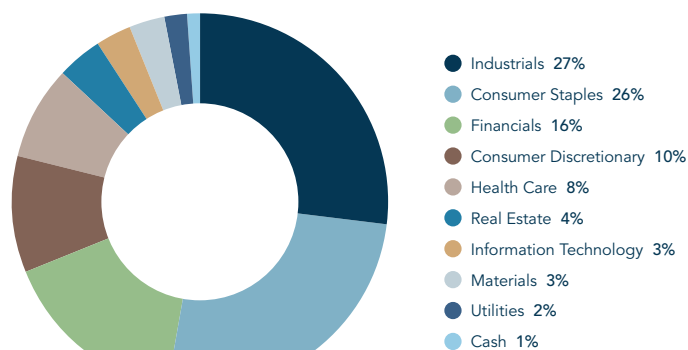
HISTORIC YIELD

2.8%

PERCENTAGE GROWTH 15/04/2013 TO 31/05/2024



ASSET ALLOCATION



Source: Factset, Asset Allocation subject to change.

Total Return to 31 May 2024	15/04/2013 Since launch	31/05/2019 5 years	31/05/2021 3 years	31/05/2023 1 year	30/11/2023 6 months
Trojan Income Fund (Ireland) O Acc GBP	+61.5%	+5.8%	+3.1%	+4.3%	+5.9%
Trojan Income Fund (Ireland) O Acc USD ¹	+70.3%	+9.0%	+4.5%	+4.4%	+6.0%
Trojan Income Fund (Ireland) O Acc EUR ¹	+44.2%	-0.6%	-1.4%	+2.6%	+5.1%
FTSE All-Share Index (TR) [*]	+102.2%	+37.3%	+25.5%	+15.4%	+13.6%

Discrete Calendar Annual Returns	2013	2014	2015	2016	2017	2018	2019	2020	2021	2022	2023	2024 YTD
Trojan Income Fund (Ireland) O Acc GBP	+6.3%	+9.7%	+10.5%	+9.9%	+6.1%	-7.2%	+20.0%	-10.0%	+15.4%	-12.8%	+4.7%	+1.8%
Trojan Income Fund (Ireland) O Acc USD ¹	+5.8%	+9.3%	+10.0%	+10.6%	+6.8%	-5.7%	+21.7%	-9.2%	+15.5%	-12.0%	+5.1%	+1.8%
Trojan Income Fund (Ireland) O Acc EUR ¹	+5.8%	+9.4%	+9.9%	+9.2%	+4.8%	-8.4%	+18.2%	-10.4%	+14.4%	-14.2%	+2.9%	+1.2%

Source: Lipper

Past performance is not a guide to future performance.

^{*}© FTSE International Limited 2024.

¹ Hedged. Differences in interest rates may contribute to differences in performance between share classes.

NB: Prior to its conversion on 29 March 2019 the Fund was a feeder fund called the Trojan Income Feeder Fund (Ireland).

May Commentary

Your Fund (O Acc GBP) returned +1.2% during the month compared to +2.4% for the FTSE All-Share Index (TR).

With more than 50 countries holding elections this year, 2024 sees a record number of voters around the world heading to the polls. The UK's general election will fall on July 4th, as announced this month. Following 14 years in opposition, Labour are currently strong favourites to regain power. Whichever way the election goes, we feel there is a constructive narrative for the UK stock market and considerably less for investors to fear than there was in 2019.

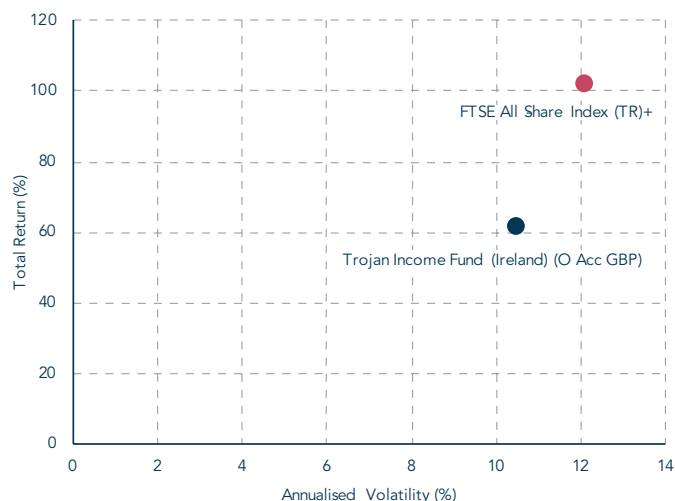
A perversely positive outcome of the calamitous mini-budget in September 2022 has been to renew the main parties' commitment to fiscal orthodoxy as well as to Bank of England independence. They have both been working hard to curry favour with UK businesses. Pleasingly, the UK has been gradually rebuilding credibility amongst international investors over the past year and is once again being seen as a stable home for capital. Sterling has recovered significantly since the 2022 lows, whilst the prospect of greater stability along with attractive valuations has led to a bounce in UK share

prices and a material pick-up in Mergers and Acquisitions (M&A) activity.

We think interest in UK capital markets will continue to re-build, which should be good news for UK equities. This is particularly true for domestic businesses which arguably bore the brunt of instability in recent years. Your Fund has a bias towards globally oriented UK-listed businesses where we see strong long-term growth prospects, but we also invest selectively in leading domestic companies. Examples of such "UK champions" that we hold include Howden Joinery, Admiral, NEXT, Big Yellow Group, LondonMetric Property, Domino's Pizza, IntegraFin and AJ Bell. Collectively, this group has delivered healthy positive returns over the past year. The strength continued in May, with the latter two's share prices being particularly strong, rising +17% and +19% respectively on the back of good results and improving outlooks.



RETURN VS VOLATILITY SINCE LAUNCH (15/04/2013)



Source: Lipper

RISK ANALYSIS

Risk analysis since launch (15/04/2013)	Trojan Income Fund (Ireland) ^{O Acc GBP}	FTSE All-Share Index (TR)
Total Return	+61.5%	+102.2%
Max Drawdown ²	-28.2%	-35.3%
Best Month	+7.5%	+12.7%
Worst Month	-10.9%	-15.1%
Positive Months	+57.1%	+60.2%
Annualised Volatility ³	+10.5%	+12.1%

² Measures the worst investment period

³ Measured by standard deviation of annual returns

Source: Lipper **Past performance is not a guide to future performance**

FUND INFORMATION

A copy of the latest Prospectus (in English) and the KIIDs / KIDs for each class (in English and German) upon which you should base your investment decision, is available from Link Fund Administrators (Ireland) Ltd, the Fund's Administrator and Registrar (Authorised and Regulated by the Central Bank of Ireland) on (+353) 1 400 5300.

Structure	
Sub-fund of Trojan Funds (Ireland) plc UCITS authorised by the Central Bank of Ireland	
Investment Manager	
Troy Asset Management Limited 33 Davies Street London W1K 4BP Tel: +44 (0)20 7499 4030 Fax: +44 (0)20 7491 2445 email: busdev@taml.co.uk	
Fund Manager	Blake Hutchins
Assistant Fund Manager	Fergus McCorkell
Currency	£ Sterling, \$ US Dollar*, *Hedged share class € Euro*, \$ SGD*
Launch Date	15 April 2013
Administrator	
Link Fund Administrators (Ireland) Limited Tel: (+353) 1 400 5300	

Dividend Ex Dates	
1 August (interim), 1 February (final)	
Dividend Pay Dates	
30 September (interim) 31 March (final)	
Historic Dividend Yield ('O' Inc shares)	
2.80%	
Benchmarks	
For more information on the benchmarks used please refer to the 'use of benchmarks' section in the fund information sheet, available from our website .	
Registrar	
Link Fund Administrators (Ireland) Limited	
Auditor	
Grant Thornton	
Depository	
The Bank of New York Mellon SA/NV, Dublin branch	

Dealing	
Daily at 11am (UK) Tel: (+353) 1 400 5300	
Minimum Investment	£ Sterling, \$ US Dollar, € Euro, \$ SGD 250,000 <small>(An initial charge of 5% applies, which may be waived)</small>
ISINs	
IE00B943NN14 (GBP O Inc), IE00B8255S12 (GBP O Acc) IE00B96BR644 (USD O Inc), IE00B95WTH31 (USD O Acc) IE00B947ZW64 (EUR O Inc), IE00B96MWN96 (EUR O Acc) IE00BGM16D79 (SGD O Inc), IE00BGM16F93 (SGD O Acc)	
Bloomberg	
TROITOA_ID (O GBP Acc), TROITOI_ID (O GBP Inc)	
Ongoing Charges	
'O' (ordinary) shares: 1.11%	

TOP 10 HOLDINGS

Unilever	7.4%
RELX	6.4%
Diageo	5.9%
Reckitt Benckiser	4.5%
Experian	4.1%
LSEG	4.1%
Compass Group	3.9%
Bunzl	3.7%
GSK	3.3%
Smiths	2.8%
Total Top 10	45.9%
31 Other Equity holdings	52.7%
Cash	1.4%
TOTAL	100.0%

Source: Factset, holdings subject to change.

RESPONSIBLE INVESTMENT



The Net Zero Asset Managers initiative

Signatory of:





Important Information

Please refer to Troy's Glossary of Investment terms [here](#). Fund performance data provided is calculated net of fees with income reinvested unless stated otherwise. All performance and income data is in relation to the stated share class, performance of other share classes may differ. Past performance is not a guide to future performance. Overseas investments may be affected by movements in currency exchange rates. The value of an investment and any income from it may fall as well as rise and investors may get back less than they invested. The historic yield reflects distributions declared over the past twelve months as a percentage of the fund's price, as at the date shown. It does not include any preliminary charge and investors may be subject to tax on their distributions. Any reference to benchmarks are for comparative purposes only. Tax legislation and the levels of relief from taxation can change at any time. Any change in the tax status of a Fund or in tax legislation could affect the value of the investments held by the Fund or its ability to provide returns to its investors. The tax treatment of an investment, and any dividends received, will depend on the individual circumstances of the investor and may be subject to change in the future. The yield is not guaranteed and will fluctuate. Any objective will be treated as a target only and should not be considered as an assurance or guarantee of performance of the Fund or any part of it. The fund may use currency forward derivatives for the purpose of efficient portfolio management. This is a marketing communication document.

Neither the views nor the information contained within this document constitute investment advice or an offer to invest or to provide discretionary investment management services and should not be used as the basis of any investment decision. Any decision to invest should be based on information contained in the prospectus, the relevant key investor information document and the latest report and accounts. The investment policy and process of the fund(s) may not be suitable for all investors. If you are in any doubt about whether the fund(s) is/are suitable for you, please contact a professional adviser. References to specific securities are included for the purposes of illustration only and should not be construed as a recommendation to buy or sell these securities. Although Troy Asset Management Limited considers the information included in this document to be reliable, no warranty is given as to its accuracy or completeness. The opinions expressed are expressed at the date of this document and, whilst the opinions stated are honestly held, they are not guarantees and should not be relied upon and may be subject to change without notice. Third party data is provided without warranty or liability and may belong to a third party.

This document relates to one or more sub-funds of Trojan Funds (Ireland) plc (the "Funds"). Trojan Funds (Ireland) plc is authorised in Ireland by the Central Bank of Ireland and is a scheme recognised by the UK Financial Conduct Authority (FCA). Trojan Fund (Ireland) and Trojan Income Fund (Ireland) are registered for distribution in Austria (certain share classes only), Germany (certain share classes only), Ireland, Italy (for institutional investors only), Singapore (for institutional investors only), Spain (certain share classes only), Switzerland and the UK. Trojan Fund (Ireland) is also registered in Portugal (certain share classes only). Trojan Ethical Fund (Ireland) is registered for distribution in Ireland, Singapore (for institutional investors only), Spain (certain share classes only), Switzerland and the UK. Trojan Global Income Fund (Ireland) is registered for distribution in Ireland, Spain (certain share classes only), Switzerland and the UK. For further information on the relevant share classes please contact the Administrator, Link Fund Administrators (Ireland) Limited. The Funds are not marketed in other jurisdictions except in reliance on relevant exemptions. Investors in Germany, Austria, Italy, Spain and Portugal may obtain a copy of the prospectus, relevant key investor document(s), memorandum and articles of association and financial statements in English (with the exception of the relevant key information document(s) which are also available in German, Austrian, Italian, Spanish and Portuguese) free of charge from www.fundinfo.com and/or the facilities agent. The Funds' facilities agent in Germany, Italy, Spain and Portugal is Zeidler Legal Process Outsourcing Ltd, South Point, Herbert House, Harmony Row, Dublin 2, Ireland. The Funds' facilities agent in Austria is Erste Bank der oesterreichischen Sparkassen AG, Am Belvedere 1, 1100 Vienna, Austria. Investors in Switzerland can obtain a copy of the prospectus and the key information documents for Switzerland, the memorandum and articles of association, the latest annual and semi-annual report, and further information free of charge from the representative in Switzerland: Reyl & Cie Ltd, Rue du Rhône 4, CH-1204 Geneva, Switzerland, web: www.reyl.com. The Swiss paying agent is: Reyl & Cie Ltd, Rue du Rhône 4, CH-1204 Geneva, Switzerland. The latest share prices can be found on www.fundinfo.com. The offering of Shares has not been and will not be notified to the Belgian Financial Services and Markets Authority (Autoriteit voor Financiële Diensten en Markten/Autorité des Services et Marchés Financiers). The Shares may be offered in Belgium only to a maximum of 149 investors or to investors investing a minimum of €250,000 or to professional or institutional investors, in reliance on Article 5 of the Belgian Law of 3 August 2012. This document may be distributed in Belgium only to such investors for their personal use and exclusively for the purposes of information. Accordingly, this document may neither be used for any other purpose nor passed on to any other person in Belgium. The offer or invitation to subscribe for or purchase shares in Singapore is an exempt offer made only: (i) to "institutional investors" (as defined in the Securities and Futures Act, pursuant to Section 304 of the Securities and Futures Act, Chapter 289 of Singapore, as amended or modified (the "SFA")); (ii) to "relevant persons" (as defined in Section 305(5) of the SFA) pursuant to Section 305(1) of the SFA, and where applicable, the conditions specified in Regulation 3 of the Securities and Futures (Classes of Investors) Regulations 2018; (iii) to persons who meet the requirements of an offer made pursuant to Section 305(2) of the SFA; or (iv) pursuant to, and in accordance with the conditions of, any other applicable exemption provisions of the SFA. Waystone Management Company (IE) Limited, as UCITS Management Company, has the right to terminate the arrangements made for the marketing of the Funds in accordance with the UCITS Directive. A summary of investor rights, including information on access to collective mechanisms at EU level and national level, can be obtained from [here](#) in English.

The base currency of the Fund is GBP. Share classes denominated in other currencies are hedged to reduce the impact on your investment of movements in the exchange rate between the base currency of the Fund (GBP) and the currency of the share class. Where the Fund seeks to hedge against currency fluctuations, while not intended, this could result in over-hedged or under-hedged positions due to external factors outside the control of the Fund.

All references to FTSE indices or data used in this presentation is © FTSE International Limited ("FTSE") 2024. 'FTSE®' is a trade mark of the London Stock Exchange Group companies and is used by FTSE under licence. This document relates to one or more sub-funds of Trojan Funds (Ireland) plc (the "Funds"). Issued by Troy Asset Management Limited (registered in England & Wales No. 3930846). Registered office: 33 Davies Street, London W1K 4BP. Authorised and regulated by the Financial Conduct Authority (FRN: 195764) and registered with the U.S. Securities and Exchange Commission ("SEC") as an Investment Adviser (CRD: 319174). Registration with the SEC does not imply a certain level of skill or training. Any fund described in this document is neither available nor offered in the USA or to U.S. Persons.

© Troy Asset Management Limited 2024