



Trojan Income Fund

All data as at 30 November 2022

taml.co.uk

The investment objective of the Trojan Income Fund is to seek to achieve income with the potential for capital growth in the medium term (3 to 5 years). The Fund must invest at least 80% of its assets in UK equities.

PRICES

338.18p

'O' accumulation shares

167.42p

'O' income shares

YIELD*

2.8%

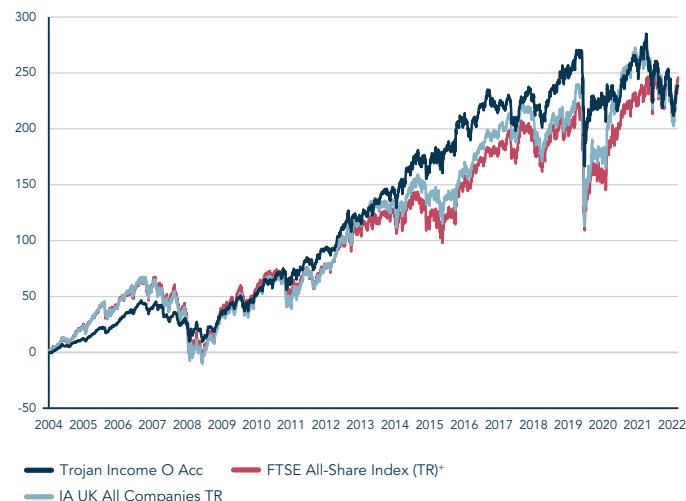
'O' income shares

*historic dividend yield

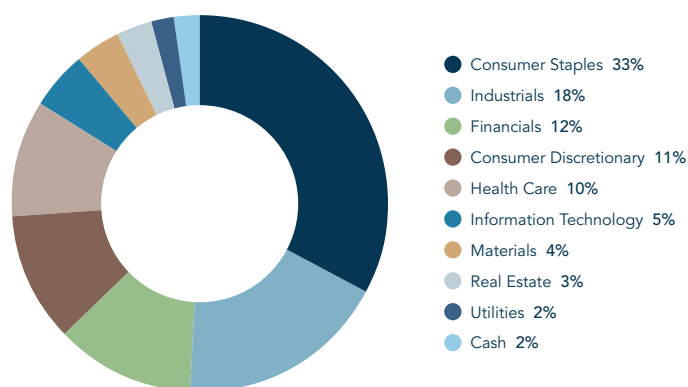
FUND SIZE

£1,664m

PERCENTAGE GROWTH FROM 30/09/2004 TO 30/11/2022



ASSET ALLOCATION



Source: Factset. Asset Allocation is subject to change.

Total Return to 30 November 2022	30/09/04 Since launch	30/11/12 10 years	30/11/17 5 years	30/11/19 3 years	30/11/21 1 year	31/05/22 6 months
Trojan Income Fund O Acc	+238.2%	+75.3%	+5.8%	-6.5%	-7.2%	-1.8%
IA UK All Companies (TR)	+239.3%	+88.5%	+12.7%	+4.5%	-4.2%	-2.5%
FTSE All-Share Index (TR)*	+246.0%	+92.8%	+22.8%	+12.2%	+6.5%	+0.3%

Discrete Calendar Annual Returns	2005	2006	2007	2008	2009	2010	2011	2012	2013
Trojan Income Fund O Acc	+11.7%	+16.8%	+5.0%	-12.1%	+14.7%	+14.4%	+6.3%	+9.9%	+20.2%
	2014	2015	2016	2017	2018	2019	2020	2021	2022 YTD
Trojan Income Fund O Acc	+10.0%	+10.7%	+10.2%	+6.3%	-7.1%	+20.4%	-9.6%	+15.6%	-11.6%

© FTSE International Limited 2022

Past performance is not a guide to future performance.

Source: Lipper

November Commentary

Your Fund delivered a return of +3.8% during the month compared to +7.1% for the FTSE All-Share Index (TR). Banks and mining companies, which are not held in the portfolio, led the UK market higher as concerns of a steep earnings recession moderated and tentative signs emerged of the Chinese economy reopening.

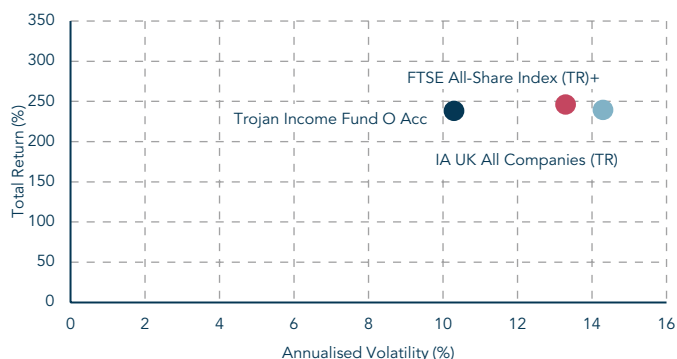
The market weakness that had preceded this rebound moved several potential new investments closer to valuations from which we believe they can offer attractive multi-year returns. One such business was London Stock Exchange Group (LSEG). Although typically associated with the London Stock Exchange itself, LSEG also owns FTSE Russell, a top three financial index provider, Refinitiv, the global leader in the distribution of real-time market data, and LCH, the world's leading venue for the clearing of interest rate and forex derivatives. Given this diversity, we see LSEG as an integral part of the infrastructure on which the modern financial system is built.

Having followed the business through the acquisition of Refinitiv, we have been impressed with the way the current management team has handled the integration, realising significant revenue and cost synergies. The business now has c. 73% recurring revenues, low churn in its customer base, and pricing power built on increasing the value it provides to customers.

The combination of this successful integration and a material de-rating in valuation prompted us to start a holding. This was funded by the sale of AVEVA, which has seen a sharp increase in its share price following a bid by its majority shareholder Schneider Electric.



RETURN VS VOLATILITY SINCE LAUNCH (30/09/2004)



Source: Lipper

RISK ANALYSIS

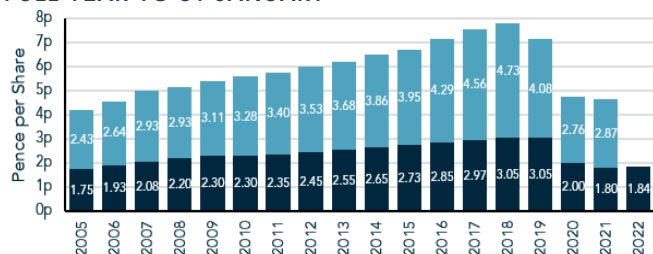
Risk analysis since launch (30/09/04)	Fund	IA ²	Index ⁺
Max Drawdown ¹	-28.1%	-46.5%	-45.6%
Annualised Volatility ³	+10.3%	+14.3%	+13.3%

¹ Measures the worst investment period

² IA UK All Companies (TR) + FTSE All-Share Index (TR) ³ Measured by standard deviation of annual returns

Source: Lipper

DIVIDEND TRACK RECORD SINCE 31 JANUARY 2005 FULL YEAR TO 31 JANUARY



■ Trojan Income Fund 'O' Inc Interim Dividend
 ■ Trojan Income Fund 'O' Inc Final Dividend

Past performance is not a guide to future performance

FUND INFORMATION

A copy of the latest Prospectus and the KIID for each class (in English) upon which you should base your investment decision is available from Link Fund Solutions Ltd, the Fund's Authorised Corporate Director and Link Fund Administrators Ltd (Authorised and Regulated by the Financial Conduct Authority) on 0345 608 0950. **The Trojan Income Fund is closed to new direct investments, but is still available to new investors through major fund platforms.**

Structure Sub-fund of Trojan Investment Funds UK UCITS	Ongoing Charges 'O' (ordinary) shares: 1.02% 'S' (charity) shares: 0.77%	Dealing Daily at noon Tel: 0345 608 0950
Investment Manager Troy Asset Management Limited 33 Davies Street London W1K 4BP Tel: 020 7499 4030 Fax: 020 7491 2445 email: busdev@taml.co.uk	Dividend Ex Dates 1 August (interim), 1 February (final)	Registrar Link Fund Administrators Limited
Fund Manager Blake Hutchins Assistant Fund Manager Fergus McCorkell	Dividend Pay Dates 30 September (interim), 31 March (final)	Auditor Ernst & Young LLP Depository The Bank of New York Mellon (International) Limited
Currency £ Sterling	Authorised Corporate Director Link Fund Solutions Limited Tel: 0345 300 2110	Bloomberg TROJINC_LN (O Acc), TROJINI_LN (O Inc)
Launch Date 30 September 2004	ISINs GB00B01BNW49 (O Inc), GB00B01BP176 (O Acc) GB00B05M9W55 (S Inc), GB00B05M9V49 (S Acc)	SEDOL B01BP17 (O Acc), B01BNW4 (O Inc)
Historic Dividend Yield (historic 'O' Inc shares) 2.81%	Benchmarks For more information on the benchmarks used please refer to the 'use of benchmarks' section in the fund information sheet, available from our website .	Pricing "O" share class prices published daily in the FT

TOP 10 HOLDINGS

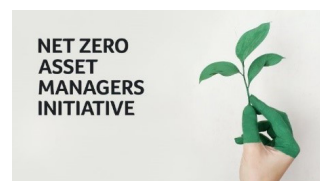
Diageo	7.7%
Unilever	7.6%
RELX	6.7%
Reckitt Benckiser	5.9%
Experian	4.6%
GSK	4.2%
Compass Group	4.2%
British American Tobacco	4.1%
Paychex	3.5%
Croda International	3.4%
Total	51.9%
28 other holdings	46.3%
Cash & Equivalent	1.8%
TOTAL	100.0%

Source: Factset. Holdings subject to change.

FUND MANAGER AWARDS



RESPONSIBLE INVESTMENT





Important Information

Please refer to Troy's Glossary of Investment terms [here](#). Fund performance data provided is calculated net of fees unless stated otherwise. Past performance is not a guide to future performance. All references to benchmarks are for comparative purposes only. Overseas investments may be affected by movements in currency exchange rates. Investments in mid and smaller cap companies are higher risk than investments in larger companies. The value of an investment and any income from it may fall as well as rise and investors may get back less than they invested. The historic yield reflects distributions declared over the past twelve months as a percentage of the fund's price, as at the date shown. The yield is not guaranteed and will fluctuate. It does not include any preliminary charge and investors may be subject to tax on their distributions.

Neither the views nor the information contained within this document constitute investment advice or an offer to invest or to provide discretionary investment management services and should not be used as the basis of any investment decision. Any decision to invest should be based on information contained in the prospectus, the relevant key investor information document and the latest report and accounts. The investment policy and process of the fund(s) may not be suitable for all investors. If you are in any doubt about whether the fund(s) is/are suitable for you, please contact a professional adviser. References to specific securities are included for the purposes of illustration only and should not be construed as a recommendation to buy or sell these securities. Derivatives (whose value is linked to that of another investment, e.g company shares, currencies) may be used to manage the risk profile of the fund.

Although Troy Asset Management Limited considers the information included in this document to be reliable, no warranty is given as to its accuracy or completeness. The opinions expressed are expressed at the date of this document and, whilst the opinions stated are honestly held, they are not guarantees and should not be relied upon and may be subject to change without notice. Third party data is provided without warranty or liability and may belong to a third party. The fund(s) is/are registered for distribution to the public in the UK only. The fund(s) is/are available to professional investors only in Ireland.

The distribution of shares of sub-funds of Trojan Investment Fund ("Shares") in Switzerland is made exclusively to, and directed at, qualified investors ("Qualified Investors"), as defined in the Swiss Collective Investment Schemes Act of 23 June 2006, as amended, and its implementing ordinance. Qualified Investors can obtain the prospectus, the key investor information documents or, as the case may be, the key information documents for Switzerland, the instrument of incorporation, the latest annual and semi-annual report, and further information free of charge from the representative in Switzerland: Carnegie Fund Services S.A., 11, rue du Général-Dufour, CH-1204 Geneva, Switzerland, web: www.carnegie-fund-services.ch. The Swiss paying agent is: Banque Cantonale de Genève, 17, quai de l'Île, CH-1204 Geneva, Switzerland.

The offer or invitation to subscribe for or purchase shares in Singapore is an exempt offer made only: (i) to "institutional investors" (as defined in the Securities and Futures Act, pursuant to Section 304 of the Securities and Futures Act, Chapter 289 of Singapore, as amended or modified (the "SFA"); (ii) to "relevant persons" (as defined in Section 305(5) of the SFA) pursuant to Section 305(1) of the SFA, and where applicable, the conditions specified in Regulation 3 of the Securities and Futures (Classes of Investors) Regulations 2018; (iii) to persons who meet the requirements of an offer made pursuant to Section 305(2) of the SFA; or (iv) pursuant to, and in accordance with the conditions of, any other applicable exemption provisions of the SFA.

All reference to FTSE indices or data used in this presentation is © FTSE International Limited ("FTSE") 2022. 'FTSE ®' is a trade mark of the London Stock Exchange Group companies and is used by FTSE under licence. Morningstar logo © 2022 Morningstar, Inc. All rights reserved.) contained herein: (1) is proprietary to Morningstar and/or its content providers; (2) may not be copied or distributed; and (3) is not warranted to be accurate, complete or timely. Neither Morningstar nor its content providers are responsible for any damages or losses arising from any use of this information.

Issued by Troy Asset Management Limited, 33 Davies Street, London W1K 4BP (registered in England & Wales No. 3930846). Registered office: Hill House, 1 Little New Street, London EC4A 3TR. Authorised and regulated by the Financial Conduct Authority (FRN: 195764) and registered with the U.S. Securities and Exchange Commission ("SEC") as an Investment Adviser (CRD: 319174). Registration with the SEC does not imply a certain level of skill or training. The fund described in this document is neither available nor offered in the USA or to U.S. Persons.

Copyright Troy Asset Management Ltd 2022.