



Trojan Global Equity Fund

All data as at 31 August 2018

www.taml.co.uk

The investment objective of the Trojan Global Equity Fund is to provide capital growth over the longer term. The policy is to invest substantially in UK and overseas equities but the Fund may also invest in collective investment schemes and money market instruments. Any comparisons against indices are for illustrative purposes only.

Prices

334.24p

'O' accumulation shares

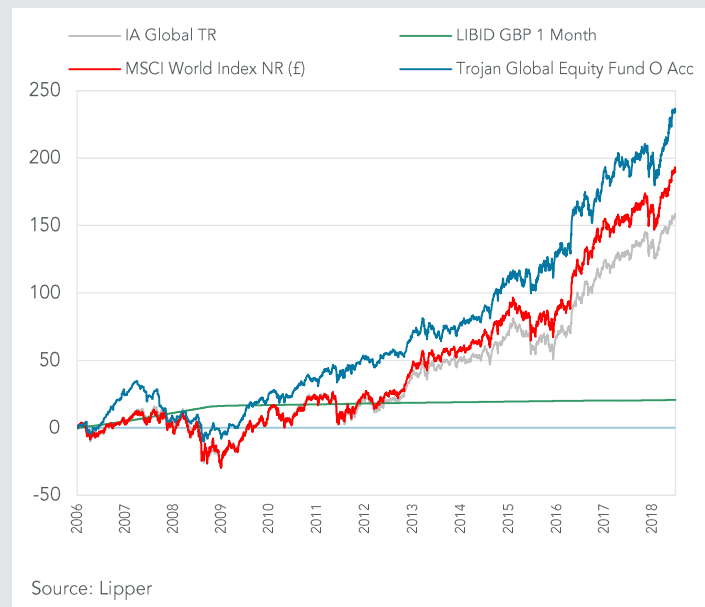
278.26p

'O' income shares

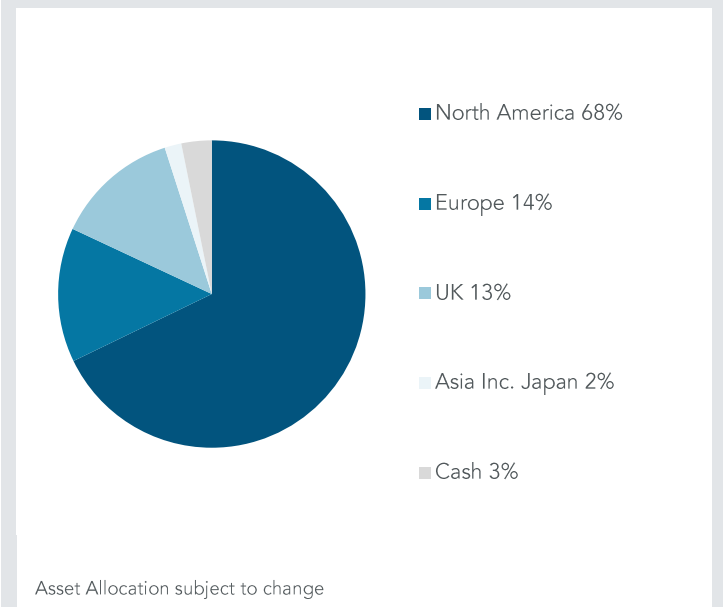
Fund Size

£232m

Percentage Growth from 06/03/2006 to 31/08/2018



Asset Allocation



Total Return to 31 August 2018	06/03/06 Since launch	31/08/08 10 years	31/08/13 5 years	31/08/15 3 years	31/08/17 1 year	28/02/18 6 months
Trojan Global Equity Fund O Acc	+234.2%	+207.6%	+98.4%	+61.7%	+12.4%	+11.6%
LIBID GBP 1 Month*	+20.7%	+5.9%	+1.6%	+0.9%	+0.4%	+0.2%
IA Global (TR)	+156.1%	+145.9%	+79.6%	+58.9%	+10.8%	+8.1%
MSCI World Index NR (£)	+189.7%	+179.5%	+93.7%	+65.9%	+12.1%	+10.1%

Discrete Calendar Annual Returns	2006 [#]	2007	2008	2009	2010	2011	2012
Trojan Global Equity Fund O Acc	+20.2%	-4.6%	-11.3%	+18.4%	+14.9%	+6.2%	+3.7%
[#] from launch 06/03/06	2013	2014	2015	2016	2017	2018 YTD	
* London Inter Bank Bid Rate	+14.4%	+15.0%	+12.3%	+19.2%	+13.2%	+10.0%	

Past performance is not a guide to future performance.

Source: Lipper

August Commentary

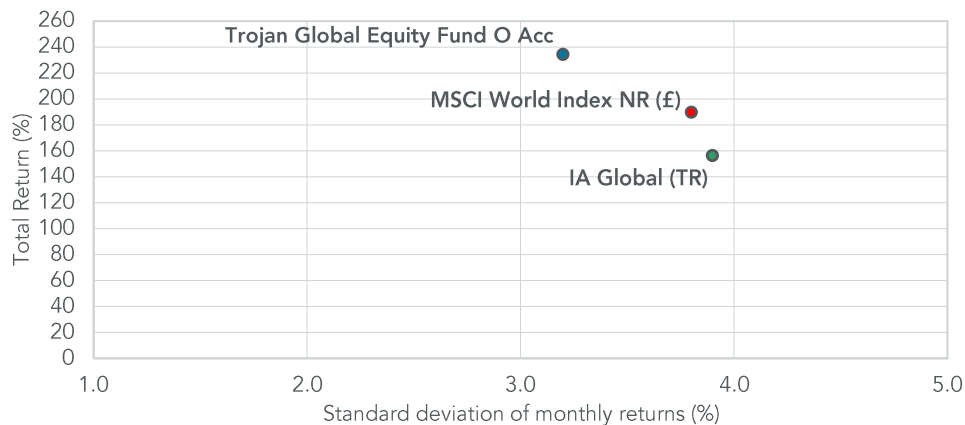
Your Fund returned +3.4% during the month compared to +2.2% for the MSCI World Index NR (£). Year to date the Fund has returned +10% compared to the MSCI World Index NR (£) +9.1%.

2018 has seen substantial divergence in regional equity market returns, with the US materially outperforming every other region. This trend continued in August, underpinned by the relative strength of the US dollar. Despite all of the stock market worries since the fall of Lehman, 10 years ago almost to the day, the US equity market has

consistently outperformed the rest of the world, delivering an annualised return of over +15% in GBP. Our investment approach is always to find compelling individual investments, wherever they are listed, but we are constantly struck by how many interesting companies we can find in the United States, notwithstanding the ongoing macro concerns. Particular highlights for the Fund in August included the digital payment-related companies PayPal, Visa, American Express and Fiserv, and medical technology investments Medtronic and

Becton Dickinson. There has been a clear trend of these companies announcing strong revenue, cash flow and profit figures in 2018. Visa, for example, reported double-digit growth in payment volumes, total transactions, data processing and operating income for the latest quarter. The integration of Visa Europe is going well and the structural shift to digital payments is accelerating across the region. Visa is a highly profitable, low capital intensity business with strong secular growth drivers. The shares remain a core holding.

Return vs volatility since launch (06/03/06)



Source: Lipper

Risk analysis since launch (06/03/06)	Fund	IA Global TR	Index*
Total Return	+234.2%	+156.1%	+189.7%
Max Drawdown ¹	-33.3%	-38.3%	-38.3%
Best Month	+7.9%	+9.3%	+10.1%
Worst Month	-9.4%	-12.9%	-10.6%
Positive Months	+63.1%	+63.1%	+63.8%
Annualised Volatility	+10.9%	+13.3%	+13.1%

1. Measures the worst investment period *MSCI World Index NR (£)

Top 10 holdings	% Fund
Microsoft	6.3
Alphabet	6.1
American Express	5.4
Medtronic	5.4
PayPal	5.3
Visa	4.8
eBay	4.6
Novartis	4.3
Becton Dickinson	4.1
Fiserv	3.9
Total Top 10	50.2
22 other holdings	46.6
Cash & Equivalent	3.2
TOTAL	100.0

Holdings subject to change

Fund information

A copy of the latest Prospectus and the KIID for each class (in English) upon which you should base your investment decision is available from Link Fund Solutions Ltd, the Fund's Authorised Corporate Director and Link Fund Administrators Ltd (Authorised and Regulated by the Financial Conduct Authority) on 0345 608 0950.

Structure Sub-fund of Trojan Investment Funds UCITS	Ongoing Charges 'O' (ordinary) shares: 0.93% 'S' (charity) shares: 0.83%	Dealing Daily at noon Tel: 0345 608 0950
Investment Manager Troy Asset Management Limited 33 Davies Street London W1K 4BP Tel: 020 7499 4030 Fax: 020 7491 2445 email: busdev@taml.co.uk	Dividend Ex Dates 1 August (interim), 1 February (final)	Registrar Link Fund Administrators Limited
Fund Manager Gabrielle Boyle Assistant Fund Manager George Viney	Dividend Pay Dates 30 September (interim), 31 March (final)	Auditor Ernst & Young LLP
Currency £ Sterling	Fund Yield (historic 'O' Inc shares) 0.63%	Depository The Bank of New York Mellon (International) Limited
Launch Date 6 March 2006	Authorised Corporate Director Link Fund Solutions Limited Tel: 0345 300 2110	Bloomberg TRJCAPA_LN (O Acc), TRJCAPL_LN (O Inc)
	ISINs GB00B0ZJ0230 (O Inc), GB00B0ZJ5S47 (O Acc) GB00B0ZJQY73 (S Inc), GB00B0ZJ5N09 (S Acc)	SEDOL B0ZJ5S4 (O Acc), B0ZJ023 (O Inc)
		Pricing "O" share class prices published daily in the FT

Important Information

Fund performance data provided is calculated net of fees unless stated otherwise. Past performance is not a guide to future performance. All references to benchmarks are for comparative purposes only. Overseas investments may be affected by movements in currency exchange rates. The value of an investment and any income from it may fall as well as rise and investors may get back less than they invested. Neither the views nor the information contained within this document constitute investment advice or an offer to invest or to provide discretionary investment management services and should not be used as the basis of any investment decision. Any decision to invest should be based on information contained in the prospectus, the relevant key investor information document and the latest report and accounts. The investment policy and process of the fund(s) may not be suitable for all investors. If you are in any doubt about whether the fund(s) is/are suitable for you, please contact a professional adviser. References to specific securities are included for the purposes of illustration only and should not be construed as a recommendation to buy or sell these securities.

Although Troy Asset Management Limited considers the information included in this document to be reliable, no warranty is given as to its accuracy or completeness. The opinions expressed are expressed at the date of this document and, whilst the opinions stated are honestly held, they are not guarantees and should not be relied upon and may be subject to change without notice. Third party data is provided without warranty or liability and may belong to a third party.

The fund(s) is/are registered for distribution to the public in the UK and Ireland but not in any other jurisdiction. The distribution of shares of sub-funds of Trojan Investment Fund ("Shares") in Switzerland is made exclusively to, and directed at, qualified investors ("Qualified Investors"), as defined in the Swiss Collective Investment Schemes Act of 23 June 2006, as amended, and its implementing ordinance. Qualified Investors can obtain the prospectus, the key investor information document(s) (edition for Switzerland), the instrument of incorporation, the latest annual and semi-annual report, and further information free of charge from the representative in Switzerland: Carnegie Fund Services S.A., 11, rue du Général-Dufour, CH-1204 Geneva, Switzerland, web: www.carnegie-fund-services.ch. The Swiss paying agent is: Banque Cantonale de Genève, 17, quai de l'Île, CH-1204 Geneva, Switzerland.

In Singapore, the offer or invitation to subscribe for or purchase Shares is an exempt offer made only: (i) to "institutional investors" pursuant to Section 304 of the Securities and Futures Act, Chapter 289 of Singapore (the "Act"), (ii) to "relevant persons" pursuant to Section 305(1) of the Act, (iii) to persons who meet the requirements of an offer made pursuant to Section 305(2) of the Act, or (iv) pursuant to, and in accordance with the conditions of, other applicable exemption provisions of the Act. This document may not be provided to any other person in Singapore.

Issued by Troy Asset Management Limited, 33 Davies Street, London W1K 4BP (registered in England & Wales No. 3930846). Registered office: Hill House, 1 Little New Street, London EC4A 3TR. Authorised and regulated by the Financial Conduct Authority (FRN: 195764). Copyright Troy Asset Management Ltd 2018