



Trojan Income Feeder Fund (Ireland)

All data as at 31 October 2018

www.taml.co.uk

The Trojan Income Feeder Fund (Ireland) (the 'Feeder Fund') invests in the Trojan Income Fund (the 'Master Fund') through a master-feeder structure. The investment objective of the Master Fund is to provide an above average income with the potential for capital growth in the medium term. The policy is to invest substantially in UK and overseas equities and fixed interest securities but the Master Fund may also invest in collective investment schemes and money market instruments. Any comparisons against indices are for illustrative purposes only.

Prices

1.4701 GBP
1.4905 USD
1.4104 EUR
1.4060 SGD

'O' accumulation shares

1.1913 GBP
1.2069 USD
1.1443 EUR
1.1989 SGD

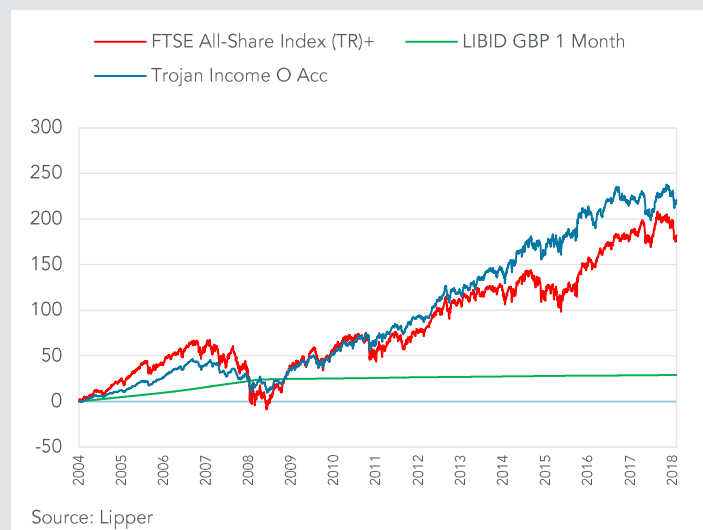
'O' income shares

Fund Size

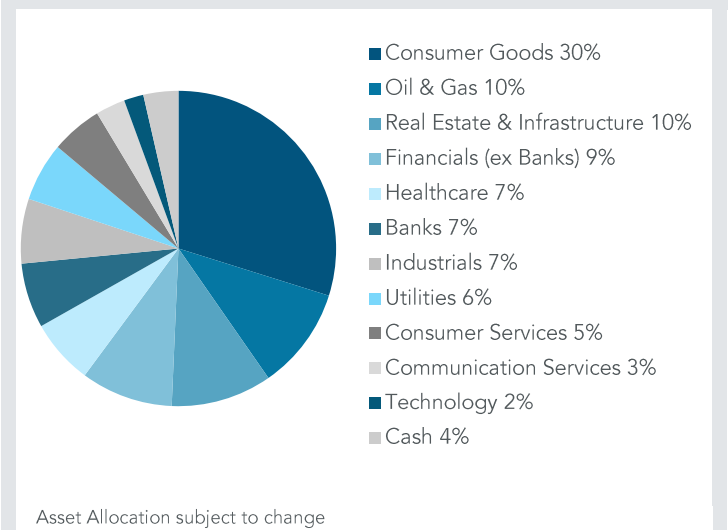
£154m
Yield
3.8%

'O' income GBP shares

Percentage Growth (Master Fund) 30/09/2004 to 31/10/2018



Asset Allocation (Master Fund)



Total Return to 31 October 2018	30/09/2004 Since launch	31/10/08 10 years	31/10/13 5 years	31/10/15 3 years	31/10/17 1 year	30/04/18 6 months
Trojan Income Fund ^(O Acc)	+221.0% [#]	+174.0%	+41.7%	+15.9%	-0.8%	+0.7%
Trojan Income Feeder Fund ^(O Acc GBP)	+47.0% ^{##}	N/A	+40.0%	+15.3%	-0.8%	+0.6%
LIBID GBP 1 Month [*]	+29.1% [#]	+5.0%	+1.7%	+0.9%	+0.4%	+0.3%
FTSE All-Share Index (TR) ⁺	+182.4% [#]	+156.7%	+30.5%	+25.4%	-1.5%	-3.5%

Discrete Calendar Annual Returns	2005	2006	2007	2008	2009	2010	2011	2012	2013	2014	2015	2016	2017	2018 YTD
Trojan Income Fund ^(O Acc)	+11.7%	+16.8%	+5.0%	-12.1%	+14.7%	+14.4%	+6.3%	+9.9%	+20.2%	+10.0%	+10.7%	+10.2%	+6.3%	-2.0%
Trojan Income Feeder Fund ^(O Acc GBP)	N/A	N/A	N/A	N/A	N/A	N/A	N/A	N/A	+6.3%	+9.7%	+10.5%	+9.9%	+6.1%	-2.0%

* London Inter Bank Bid Rate # from 30/09/04

from 15/04/13

© FTSE International Limited 2018

Past performance is not a guide to future performance

Source: Lipper

October Commentary

The Master Fund produced a return of -2.8% during the month compared to a return of -5.2% for the FTSE All-Share Index (TR). This was a torrid month for equities worldwide – in fact the worst one month decline since May 2012.

As is often the case in such market setbacks, more volatile small and mid-cap stocks led the market fall whereas more defensive companies held up well. This played to the Master Fund's strengths.

Concerns that rising US interest rates might choke off economic growth were the main

factor which precipitated the market weakness. Disappointing results from both Amazon and Alphabet further exacerbated the declines and a number of companies pointed towards a more challenging 2019.

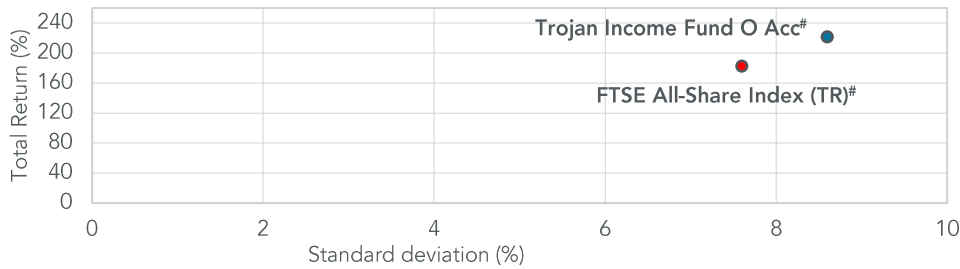
In the UK the Budget was held in October. The OBR 2018 GDP growth forecasts were downgraded slightly to 1.3% but future year forecasts were upgraded, allowing the Chancellor the flexibility to flag the ending of austerity. However, the Brexit process continues to dominate Parliament and the risk of a 'No Deal' outcome is becoming a

greater probability. This would undoubtedly increase both market and currency volatility.

Within the Master Fund portfolio the most resilient performers like National Grid and AstraZeneca held up particularly well while the worst offenders were Royal Mail and Schroders.

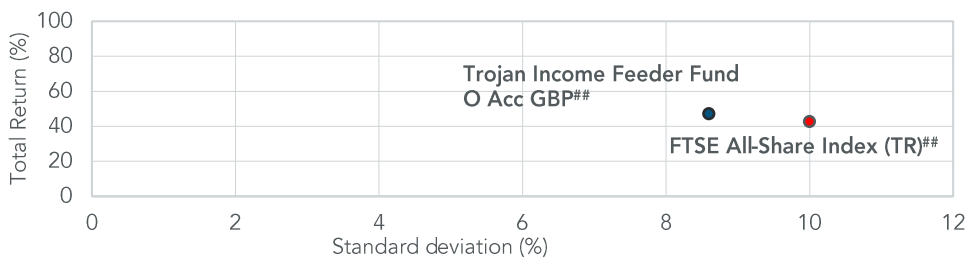
Despite political and economic uncertainty the Trojan Income Feeder Fund yield of 3.8% continues to provide support.

Return vs volatility since launch



Risk analysis since launch (30/09/2004)

	Master Fund O Acc #	Index #
Max Drawdown ¹	-25.2%	-45.6%
Annualised Volatility	+9.2%	+12.8%
Annualised Return	+8.6%	+7.6%



Risk analysis since launch (15/04/2013)

	Feeder Fund O Acc GBP ##	Index ##
Max Drawdown ¹	-11.0%	-18.7%
Annualised Volatility	+8.6%	+10.0%
Annualised Return	+7.2%	+6.6%

Top 10 holdings (Master Fund)	% Fund
Unilever	5.7
Royal Dutch Shell	5.4
BP	5.1
GlaxoSmithKline	4.3
Reckitt Benckiser	4.3
Lloyds	3.9
British American Tobacco	3.7
National Grid	3.4
Imperial Brands	3.3
Compass Group	3.1
Total Top 10	42.2
31 other holdings	54.2
Cash & Equivalent	3.6
TOTAL	100.0

Holdings subject to change

© FTSE International Limited 2018

Source: Lipper 1. Measures the worst investment period # from 30/09/04 ## from 15/04/13

Fund information

The Feeder Fund must invest at least 85% of its net assets in the Master Fund. Normally it will wholly invest in Class Z Shares of the Master Fund. Class Z Shares are available only to the Feeder Fund.

A copy of the latest Prospectus (in English) and the KIIDs for each class (in English and German) upon which you should base your investment decision, is available from Link Fund Manager Solutions (Ireland) Ltd, the Feeder Fund's Administrator and Registrar (Authorised and Regulated by the Central Bank of Ireland) on (+353) 1 400 5300.

Structure

Sub-fund of Trojan Funds (Ireland) plc
UCITS authorised by the Central Bank of Ireland

Investment Manager

Troy Asset Management Limited
33 Davies Street
London W1K 4BP
Tel: +44 (0)20 7499 4030
Fax: +44 (0)20 7491 2445
email: info@taml.co.uk

Fund Manager Francis Brooke
Assistant Fund Manager Hugo Ure

Currencies £ Sterling, \$ US Dollar*,
Hedged shareclass € Euro, \$ SGD*

Feeder Fund Launch Date 15 April 2013
Master Fund Launch Date 30 Sept 2004

Ongoing Charges

'O' (ordinary) shares: 1.18%

Dividend Ex Dates

1 August (interim), 1 February (final)

Dividend Pay Dates

30 September (interim), 31 March (final)

Fund Yield Historic ('O' Inc GBP share)

3.75%

Administrator

Link Fund Administrators (Ireland) Limited
2 Grand Canal Square
Grand Canal Harbour
Dublin 2, Ireland
Tel: (+353) 1 400 5300

Minimum Investment £ Sterling, \$ US Dollar,
€ Euro, \$ SGD 250,000

(An initial charge of 5% applies, which may be waived)

Dealing

Daily at 11am (UK)
Tel: (+353) 1 400 5300

Registrar

Link Fund Administrators (Ireland) Limited

Auditor

Ernst & Young LLP

Depository

BNY Mellon Trust Company (Ireland) Limited

Bloomberg

TJIFOGL_ID (GBP O Inc), TJIFOGA_ID (GBP O Acc)

ISIN

IE00B943NN14 (GBP O Inc), IE00B8255S12 (GBP O Acc)
IE00B96BR644 (USD O Inc), IE00B95WTH31 (USD O Acc)
IE00B947ZW64 (EUR O Inc), IE00B96MWN96 (EUR O Acc)
IE00BGM16D79 (SGD O Inc), IE00BGM16F93 (SGD O Acc)

Fund performance data provided is calculated net of fees unless stated otherwise. Past performance is not a guide to future performance. All references to benchmarks are for comparative purposes only. Overseas investments may be affected by movements in currency exchange rates. The value of an investment and any income from it may fall as well as rise and investors may get back less than they invested. Neither the views nor the information contained within this document constitute investment advice or an offer to invest or to provide discretionary investment management services and should not be used as the basis of any investment decision. Any decision to invest should be based on information contained in the prospectus, the relevant key investor information document and the latest report and accounts. The investment policy and process of the fund(s) may not be suitable for all investors. If you are in any doubt about whether the fund(s) is/are suitable for you, please contact a professional adviser. References to specific securities are included for the purposes of illustration only and should not be construed as a recommendation to buy or sell these securities.

Although Troy Asset Management Limited considers the information included in this document to be reliable, no warranty is given as to its accuracy or completeness. The opinions expressed are expressed at the date of this document and, whilst the opinions stated are honestly held, they are not guarantees and should not be relied upon and may be subject to change without notice. Third party data is provided without warranty or liability and may belong to a third party.

This document relates to one or more sub-funds (each, a "Feeder Fund") of Trojan Funds (Ireland) plc, each of which is a feeder fund of a sub-fund of Trojan Investment Funds (each, a "Master Fund"). Trojan Funds (Ireland) plc is authorised in Ireland by the Central Bank of Ireland and is a scheme recognised by the UK Financial Conduct Authority (FCA). With the exception of Austria, Germany, Spain, Switzerland and UK, neither Feeder Fund is registered for distribution to the public in any jurisdiction. Neither Feeder Fund may be marketed in other jurisdictions except in reliance on relevant exemptions. Each Master Fund is authorised in the United Kingdom by the FCA.

Investors in Austria, Germany and Spain may obtain a copy of the prospectus, relevant key investor information document(s), memorandum and articles of association and financial statements in English (with the exception of the KIID(s) which are also available in German and Spanish) free of charge from www.fundinfo.com and/or the respective information agent. The Funds' information agent in Germany is Zeidler Legal Services, Bettinastraße 48, 60325, Frankfurt, Germany. The Funds' information agent in Austria is Erste Bank, Graben 21, 1010 Wien, Österreich. This document may be made available only to professional investors in Germany, Austria or Spain and should not be passed to anyone in these countries other than a professional investor.

Investors in Switzerland can obtain a copy of the prospectus, the key investor information document(s) (edition for Switzerland), the memorandum and articles of association, the latest annual and semi-annual report, and further information free of charge from the representative in Switzerland: Carnegie Fund Services S.A., 11, rue du Général-Dufour, CH-1204 Geneva, Switzerland, web: www.carnegie-fund-services.ch. The Swiss paying agent is: Banque Cantonale de Genève, 17, quai de l'Île, CH-1204 Geneva, Switzerland. The latest share prices can be found on www.fundinfo.com. In respect of Shares distributed in Switzerland the place of jurisdiction is at the registered office of the representative in Switzerland.

The offering of Shares has not been and will not be notified to the Belgian Financial Services and Markets Authority (Autoriteit voor Financiële Diensten en Markten/Autorité des Services et Marchés Financiers). The Shares may be offered in Belgium only to a maximum of 149 investors or to investors investing a minimum of €250,000 or to professional or institutional investors, in reliance on Article 5 of the Belgian Law of 3 August 2012. This document may be distributed in Belgium only to such investors for their personal use and exclusively for the purposes of information. Accordingly, this document may neither be used for any other purpose nor passed on to any other person in Belgium.

The Feeder Fund is registered for distribution in Italy for professional investors only.

In Singapore, the offer or invitation to subscribe for or purchase Shares is an exempt offer made only: (i) to "institutional investors" pursuant to Section 304 of the Securities and Futures Act, Chapter 289 of Singapore (the "Act"), (ii) to "relevant persons" pursuant to Section 305(1) of the Act, (iii) to persons who meet the requirements of an offer made pursuant to Section 305(2) of the Act, or (iv) pursuant to, and in accordance with the conditions of, other applicable exemption provisions of the Act. This document may not be provided to any other person in Singapore.

Issued by Troy Asset Management Limited, 33 Davies Street, London W1K 4BP (registered in England & Wales No. 3930846). Registered office: Hill House, 1 Little New Street, London EC4A 3TR. Authorised and regulated by the Financial Conduct Authority (FRN: 195764).

All reference to FTSE indices or data used in this presentation is © FTSE International Limited ("FTSE") 2018. 'FTSE ®' is a trade mark of the London Stock Exchange Group companies and is used by FTSE under licence.