



Trojan Income Fund

All data as at 31 March 2023

taml.co.uk

The investment objective of the Trojan Income Fund is to seek to achieve income with the potential for capital growth in the medium term (3 to 5 years). The Fund must invest at least 80% of its assets in UK equities.

PRICES

341.54p

O' accumulation shares

166.03p

O' income shares

YIELD*

2.9%

O' income shares

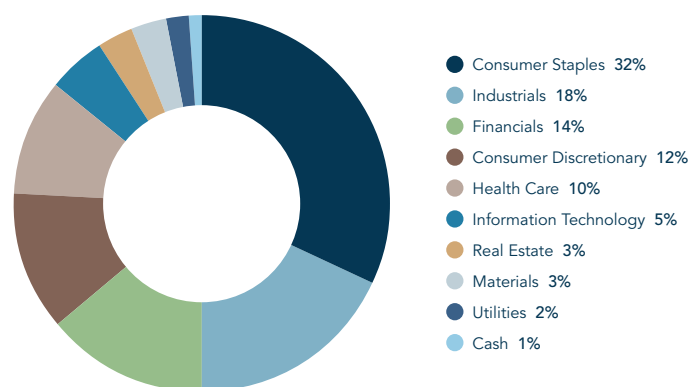
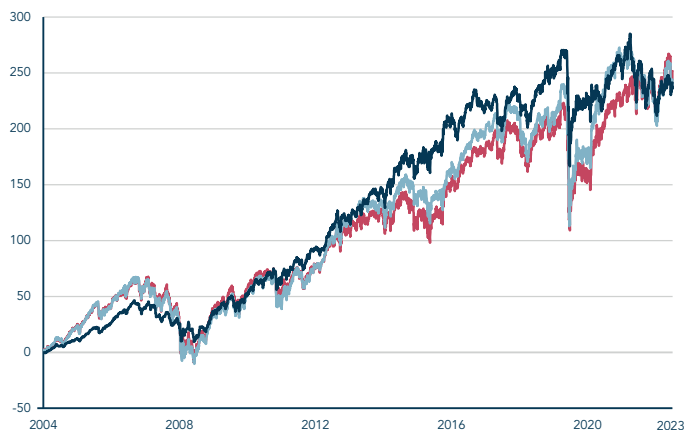
*historic dividend yield

FUND SIZE

£1,186m

PERCENTAGE GROWTH FROM 30/09/2004 TO 31/03/2023

ASSET ALLOCATION



Source: Factset. Asset Allocation is subject to change.

Total Return to 31 March 2023	30/09/04 Since launch	31/03/13 10 years	31/03/18 5 years	31/03/20 3 years	31/03/22 1 year	30/09/22 6 months
Trojan Income Fund O Acc	+241.5%	+60.6%	+12.0%	+14.9%	-4.6%	+7.3%
IA UK All Companies (TR)	+244.3%	+70.0%	+18.2%	+42.2%	-2.1%	+12.4%
FTSE All-Share Index (TR)*	+251.6%	+75.9%	+27.8%	+47.4%	+2.9%	+12.3%

Discrete Calendar Annual Returns	2005	2006	2007	2008	2009	2010	2011	2012	2013	2014
Trojan Income Fund O Acc	+11.7%	+16.8%	+5.0%	-12.1%	+14.7%	+14.4%	+6.3%	+9.9%	+20.2%	+10.0%
	2015	2016	2017	2018	2019	2020	2021	2022	2023 YTD	
Trojan Income Fund O Acc	+10.7%	+10.2%	+6.3%	-7.1%	+20.4%	-9.6%	+15.6%	-12.5%	+2.1%	

© FTSE International Limited 2023

Past performance is not a guide to future performance.

Source: Lipper

March Commentary

Your Fund returned +0.3% during the month compared to -2.8% for the FTSE All-Share Index (TR), holding up well in a volatile month.

In March, markets witnessed the first major US bank run since the global financial crisis. In order to meet mounting requests from customers for their cash deposits, Silicon Valley Bank was forced to crystallise a \$1.8bn loss on its treasury portfolio, leading to a failed emergency equity raising and the ultimate collapse of the bank. In the ensuing days, other banks, including Signature Bank and Credit Suisse, suffered varying degrees of contagion. It seems that the crisis has been contained for now, but these events unsettled investors, with the FTSE All-Share Banks index drawing down -16.9% in the month.

Your Fund does not hold any banks, despite the sector being the third largest in the UK index. This was to our detriment in much of 2022 as investors focused on the increasing lending margins and profits that rising rates initially support. But we remain wary. Banks are by their very nature extremely levered - shareholders' equity represents just a wafer-thin sliver between the huge loans book and deposit base. Small changes in asset

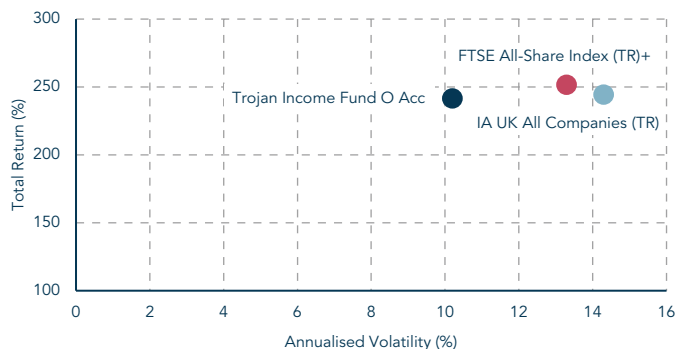
values can result in large and sudden movements in the equity and thus share prices. The same volatility tends to hold for dividends from the sector too. In periods of stress, capital is retained to shore up balance sheets, and dividends thus often disappear.

Conversely, we retain our preference for the steady compounders that can underpin the Fund's own resilient dividend growth. By way of example, we recently made a new investment in Roche, one of the world's largest pharmaceutical businesses and leading medical diagnostics company. In our view, Roche has robust intellectual property, an enviable track record of new drug innovation and a high-growth diagnostics business which combine to make it an attractive long-term investment. However, short-term pipeline uncertainty and post-Covid normalisation has resulted in recent share price weakness, meaning that today Roche shares are inexpensive, trading with an earnings yield¹ of over 7% and dividend yield of 3.7%. If the company can return to delivering a defensive, mid-to-high single digit earnings growth, as we expect, then this represents an attractive opportunity to embed further resilient dividend growth into the portfolio.

¹ A company's earnings yield represents its last 12-month earnings divided by its share price.



RETURN VS VOLATILITY SINCE LAUNCH (30/09/2004)



Source: Lipper

RISK ANALYSIS

Risk analysis since launch (30/09/04)	Fund	IA ³	Index ⁺
Max Drawdown ²	-28.1%	-46.5%	-45.6%
Annualised Volatility ⁴	+10.2%	+14.3%	+13.3%

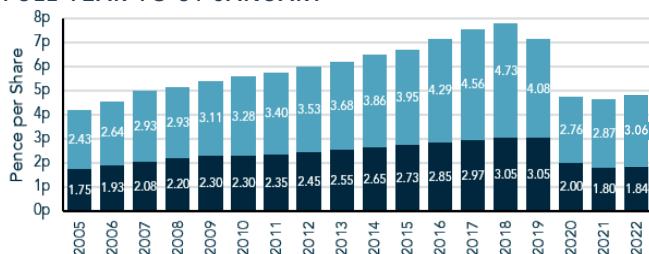
² Measures the worst investment period

³ IA UK All Companies (TR) +FTSE All-Share Index (TR)

⁴ Measured by standard deviation of annual returns

Source: Lipper

DIVIDEND TRACK RECORD SINCE 31 JANUARY 2005 FULL YEAR TO 31 JANUARY



■ Trojan Income Fund 'O' Inc Interim Dividend

■ Trojan Income Fund 'O' Inc Final Dividend

Past performance is not a guide to future performance

FUND INFORMATION

A copy of the latest Prospectus and the KIID for each class (in English) upon which you should base your investment decision is available from Link Fund Solutions Ltd, the Fund's Authorised Corporate Director and Link Fund Administrators Ltd (Authorised and Regulated by the Financial Conduct Authority) on 0345 608 0950. **The Trojan Income Fund is closed to new direct investments, but is still available to new investors through major fund platforms.**

Structure Sub-fund of Trojan Investment Funds UK UCITS	Dividend Ex Dates 1 August (interim), 1 February (final)	Dealing Daily at noon Tel: 0345 608 0950
Investment Manager Troy Asset Management Limited 33 Davies Street London W1K 4BP Tel: 020 7499 4030 Fax: 020 7491 2445 email: busdev@tam.l.co.uk	Dividend Pay Dates 30 September (interim), 31 March (final)	ISINs GB00B01BNW49 (O Inc), GB00B01BP176 (O Acc) GB00B05M9W55 (S Inc), GB00B05M9V49 (S Acc)
Fund Manager Blake Hutchins Assistant Fund Manager Fergus McCorkell	Historic Dividend Yield (historic 'O' Inc shares) 2.95%	SEDOL B01BP17 (O Acc), B01BNW4 (O Inc)
Currency £ Sterling	Benchmarks For more information on the benchmarks used please refer to the 'use of benchmarks' section in the fund information sheet, available from our website .	Bloomberg TROJINC_LN (O Acc), TROJINI_LN (O Inc)
Launch Date 30 September 2004	Registrar Link Fund Administrators Limited	Ongoing Charges 'O' (ordinary) shares: 1.02% 'S' (charity) shares: 0.77%
Authorised Corporate Director Link Fund Solutions Limited Tel: 0345 300 2110	Auditor Ernst & Young LLP	Pricing "O" share class prices published daily in the FT
	Depository The Bank of New York Mellon (International) Limited	

TOP 10 HOLDINGS

Unilever	7.5%
RELX	7.5%
Diageo	7.3%
Reckitt Benckiser	6.5%
Compass Group	4.4%
GSK	3.8%
Bunzl	3.4%
British American Tobacco	3.4%
Experian	3.3%
Nestlé	2.9%

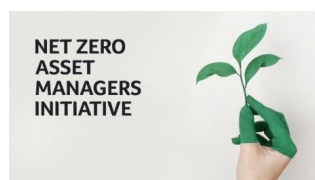
Total	49.9%
31 Other Holdings	48.8%
Cash & Equivalent	1.3%
TOTAL	100.0%

Source: Factset. Holdings subject to change.

FUND MANAGER AWARDS



RESPONSIBLE INVESTMENT





Important Information

Please refer to Troy's Glossary of Investment terms [here](#). Fund performance data provided is calculated net of fees with income reinvested unless stated otherwise. All performance and income data is in relation to the stated share class, performance of other share classes may differ. Past performance is not a guide to future performance. Overseas investments may be affected by movements in currency exchange rates. Investments in mid and smaller cap companies are higher risk than investments in larger companies. The value of an investment and any income from it may fall as well as rise and investors may get back less than they invested. The historic yield reflects distributions declared over the past twelve months as a percentage of the fund's price, as at the date shown. It does not include any preliminary charge and investors may be subject to tax on their distributions. Any reference to benchmarks are for comparative purposes only. Tax legislation and the levels of relief from taxation can change at any time. Any change in the tax status of a Fund or in tax legislation could affect the value of the investments held by the Fund or its ability to provide returns to its investors. The tax treatment of an investment, and any dividends received, will depend on the individual circumstances of the investor and may be subject to change in the future. The yield is not guaranteed and will fluctuate. Any objective will be treated as a target only and should not be considered as an assurance or guarantee of performance of the Fund or any part of it.

Neither the views nor the information contained within this document constitute investment advice or an offer to invest or to provide discretionary investment management services and should not be used as the basis of any investment decision. Any decision to invest should be based on information contained in the prospectus, the relevant key investor information document and the latest report and accounts. The investment policy and process of the fund(s) may not be suitable for all investors. If you are in any doubt about whether the fund(s) is/are suitable for you, please contact a professional adviser. References to specific securities are included for the purposes of illustration only and should not be construed as a recommendation to buy or sell these securities. Although Troy Asset Management Limited considers the information included in this document to be reliable, no warranty is given as to its accuracy or completeness. The opinions expressed are expressed at the date of this document and, whilst the opinions stated are honestly held, they are not guarantees and should not be relied upon and may be subject to change without notice. Third party data is provided without warranty or liability and may belong to a third party. In line with the Fund's prospectus, the Fund is authorised to invest in transferable securities and money market instruments issued or guaranteed by an EEA state, one or more local authorities, a third country, or a public international body to which one or more EEA states belong. The Investment Manager would only consider investing more than 35% of the Fund's assets in UK or US government issued transferable securities or approved money market instruments. The fund(s) is/are registered for distribution to the public in the UK only. The fund(s) is/are available to professional investors only in Ireland. The distribution of shares of sub-funds of Trojan Investment Fund ("Shares") in Switzerland is made exclusively to, and directed at, qualified investors ("Qualified Investors"), as defined in the Swiss Collective Investment Schemes Act of 23 June 2006, as amended, and its implementing ordinance. Qualified Investors can obtain the prospectus, the key investor information documents or, as the case may be, the key information documents for Switzerland, the instrument of incorporation, the latest annual and semi-annual report, and further information free of charge from the representative in Switzerland: Carnegie Fund Services S.A., 11, rue du Général-Dufour, CH-1204 Geneva, Switzerland, web: www.carnegie-fund-services.ch. The Swiss paying agent is: Banque Cantonale de Genève, 17, quai de l'Île, CH-1204 Geneva, Switzerland. The offer or invitation to subscribe for or purchase shares in Singapore is an exempt offer made only: (i) to "institutional investors" (as defined in the Securities and Futures Act, pursuant to Section 304 of the Securities and Futures Act, Chapter 289 of Singapore, as amended or modified (the "SFA"); (ii) to "relevant persons" (as defined in Section 305(5) of the SFA) pursuant to Section 305(1) of the SFA, and where applicable, the conditions specified in Regulation 3 of the Securities and Futures (Classes of Investors) Regulations 2018; (iii) to persons who meet the requirements of an offer made pursuant to Section 305(2) of the SFA; or (iv) pursuant to, and in accordance with the conditions of, any other applicable exemption provisions of the SFA. All reference to FTSE indices or data used in this presentation is © FTSE International Limited ("FTSE") 2023. 'FTSE ®' is a trade mark of the London Stock Exchange Group companies and is used by FTSE under licence. Morningstar logo (© 2023 Morningstar, Inc. All rights reserved.) contained herein: (1) is proprietary to Morningstar and/or its content providers; (2) may not be copied or distributed; and (3) is not warranted to be accurate, complete or timely. Neither Morningstar nor its content providers are responsible for any damages or losses arising from any use of this information. Issued by Troy Asset Management Limited, 33 Davies Street, London W1K 4BP (registered in England & Wales No. 3930846). Registered office: 33 Davies Street, London W1K 4BP. Authorised and regulated by the Financial Conduct Authority (FRN: 195764) and registered with the U.S. Securities and Exchange Commission ("SEC") as an Investment Adviser (CRD: 319174). Registration with the SEC does not imply a certain level of skill or training. The fund described in this document is neither available nor offered in the USA or to U.S. Persons. Copyright Troy Asset Management Ltd 2023.