



## Trojan Income Fund (Ireland)

All data as at 31 October 2021

[www.taml.co.uk](http://www.taml.co.uk)

The Fund seeks to provide income with the potential for capital growth in the medium (3 to 5 years) term. The investment policy is to invest at least 80% of its Net Asset Value in UK equities and equity related securities.

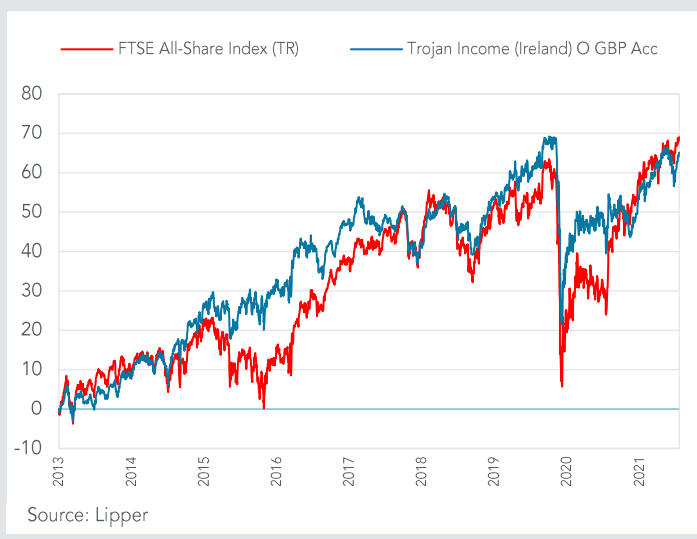
### Prices

<b>1.6391 GBP O Acc</b>	<b>1.2081 GBP O Inc</b>
<b>1.7057 USD O Acc</b>	<b>1.2666 USD O Inc</b>
<b>1.5262 EUR O Acc</b>	<b>1.1242 EUR O Inc</b>
<b>1.5826 SGD O Acc</b>	<b>1.2261 SGD O Inc</b>

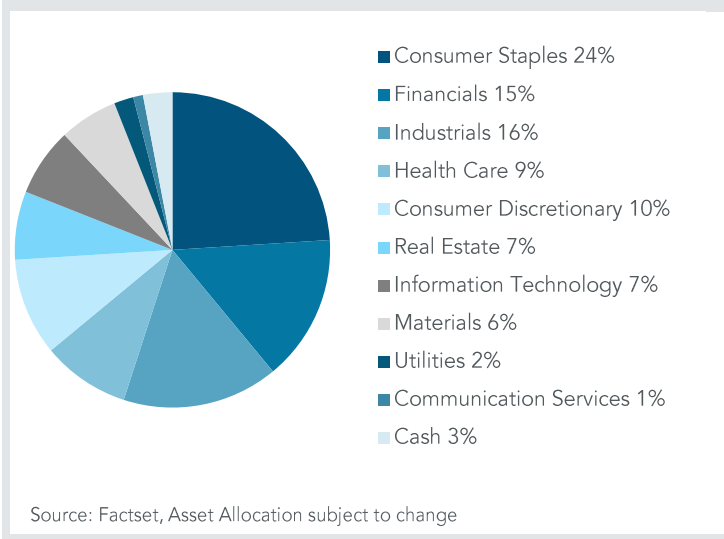
### Fund Size

<b>£151m</b>
<b>Historic Yield</b>
<b>2.4%</b>

### Percentage Growth 15/04/2013 to 31/10/2021



### Asset Allocation



Total Return to 31 October 2021	15/04/2013 Since launch	31/10/16 5 years	31/10/18 3 years	31/10/20 1 year	30/04/21 6 months
<b>Trojan Income Fund (Ireland) (O Acc GBP)</b>	+63.9%	+16.5%	+11.5%	+17.5%	+5.1%
<b>FTSE All-Share Index (TR)<sup>+</sup></b>	+67.9%	+31.4%	+17.6%	+35.4%	+5.4%

Discrete Calendar Annual Returns	2013	2014	2015	2016	2017	2018	2019	2020	2021 YTD
<b>Trojan Income Fund (Ireland) (O Acc GBP)</b>	+6.3%	+9.7%	+10.5%	+9.9%	+6.1%	-7.2%	+20.0%	-10.0%	+8.9%

Source: Lipper

+© FTSE International Limited 2021.

### Past performance is not a guide to future performance

NB: Prior to its conversion on 29 March 2019 the Fund was a feeder fund called the Trojan Income Feeder Fund (Ireland).

### October Commentary

The Fund produced a return of +1.4% during the month compared to a return of +1.8% for the FTSE All-Share Index (TR).

Troy has always gravitated towards companies that we think can perform well in 'all weathers', and this includes through periods of heightened inflation. It is fair to say that the market has recently appeared sceptical that some of our consumer goods companies can do this. Helpfully, over the past few weeks we have had updates from P&G, Unilever, Reckitt and Nestlé, and also from many of their peers. We offer three takeaways from these latest data points.

1) Not all consumer staples businesses are created equal. Whilst commoditised categories have been challenged, premium products are faring much better, benefitting from higher gross margins to

absorb cost increases as well as superior volume growth in many cases. Diageo with its premium spirits like Johnnie Walker, or Nestlé in coffee and pet care, are good examples. Both companies trade at close to all-time-high share prices, as does Procter & Gamble.

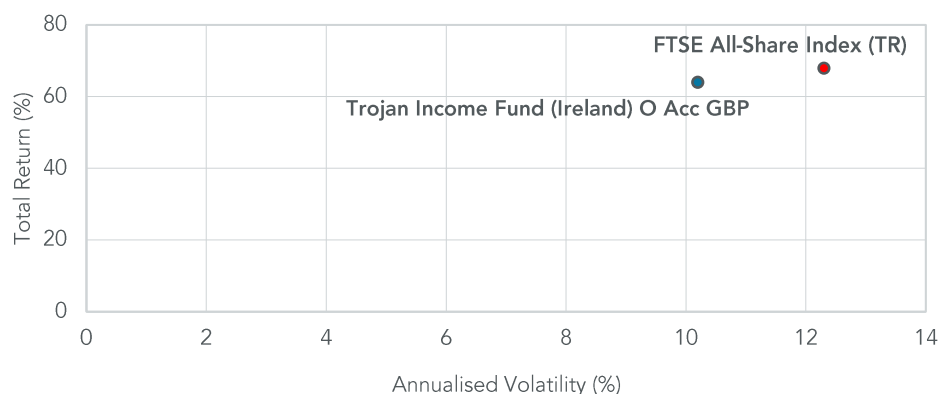
2) Years such as these are testing for consumer goods businesses. With 'cost of goods sold' inflation running at perhaps +10% to +15% on average, these really are extreme times. Whilst demand for Unilever's and Reckitt's products is stable, even in recessions, managing price in response to input cost inflation is always difficult, and only comes through with a time lag.

3) These companies have been here before. Whilst not finding it easy, they are

managing their way through the current backdrop and are leaning on decades or even centuries of experience of doing so. We are not complacent, but we think the investment cases for these companies are far from broken and are reassured by how they are collectively faring.

Outside of consumer staples, we are seeing plenty of positive progress; other large holdings such as RELX, Paychex, Experian and Croda are currently very well placed to weather these unusual times. Resilience and appropriate diversity of company and industry exposures remain core to our process.

## Return vs volatility since launch



Top 10 holdings	% Fund
Diageo	6.3
Experian	5.9
RELX	5.5
Croda International	4.7
Reckitt Benckiser	4.6
Unilever	4.6
Paychex	4.3
AstraZeneca	3.3
Nestlé	3.2
GlaxoSmithKline	3.2
<b>Total Top 10</b>	<b>45.6</b>
30 other holdings	51.5
Cash & Equivalent	2.9
<b>TOTAL</b>	<b>100.0</b>

Risk analysis since launch (15/04/2013)	Trojan Income Fund (Ireland) O Acc GBP	FTSE All-Share Index (TR)
Total Return	+63.9%	+67.9%
Max Drawdown <sup>1</sup>	-28.2%	-35.3%
Best Month	+6.8%	+12.7%
Worst Month	-10.9%	-15.1%
Positive Months	+57.8%	+59.8%
Annualised Volatility <sup>2</sup>	+10.2%	+12.3%

© FTSE International Limited 2021

Source: Lipper <sup>1</sup> Measures the worst investment period <sup>2</sup> Measured by standard deviation of annual returns.**Past performance is not a guide to future performance**

Source: Factset. Holdings subject to change

## Fund information

A copy of the latest Prospectus (in English) and the KIIDs for each class (in English and German) upon which you should base your investment decision, is available from Link Fund Administrators (Ireland) Ltd, the Fund's Administrator and Registrar (Authorised and Regulated by the Central Bank of Ireland) on (+353) 1 400 5300.

<b>Structure</b> Sub-fund of Trojan Funds (Ireland) plc UCITS authorised by the Central Bank of Ireland	<b>Ongoing Charges</b> 'O' (ordinary) shares: 1.14%	<b>Dealing</b> Daily at 11am (UK) Tel: (+353) 1 400 5300
<b>Investment Manager</b> Troy Asset Management Limited 33 Davies Street London W1K 4BP Tel: +44 (0)20 7499 4030 Fax: +44 (0)20 7491 2445 email: info@taml.co.uk	<b>Dividend Ex Dates</b> 1 August (interim), 1 February (final)	<b>Registrar</b> Link Fund Administrators (Ireland) Limited
<b>Co-managers</b> Francis Brooke Blake Hutchins Hugo Ure	<b>Dividend Pay Dates</b> 30 September (interim), 31 March (final)	<b>Auditor</b> Ernst & Young LLP
<b>Currencies</b> £ Sterling, \$ US Dollar*, *Hedged share class € Euro*, \$ SGD*	<b>Fund Yield Historic ('O' Inc GBP share)</b> Yield: 2.38%	<b>Depository</b> The Bank of New York Mellon SA/NV, Dublin branch
<b>Fund Launch Date</b> 15 April 2013	<b>Administrator</b> Link Fund Administrators (Ireland) Limited 2 Grand Canal Square Grand Canal Harbour Dublin 2, Ireland Tel: (+353) 1 400 5300	<b>Bloomberg</b> TJIFOGI_ID (GBP O Inc), TJIFOGA_ID (GBP O Acc)
<b>Benchmarks</b> For more information on the benchmarks used please refer to the 'use of benchmarks' section in the fund information sheet, available from our <a href="#">website</a>	<b>Minimum Investment</b> £ Sterling, \$ US Dollar, € Euro, \$ SGD 250,000  (An initial charge of 5% applies, which may be waived)	<b>ISIN</b> IE00B943NN14 (GBP O Inc), IE00B8255S12 (GBP O Acc) IE00B96BR644 (USD O Inc), IE00B95WTH31 (USD O Acc) IE00B947ZW64 (EUR O Inc), IE00B96MWN96 (EUR O Acc) IE00BGM16D79 (SGD O Inc), IE00BGM16F93 (SGD O Acc)

Fund performance data provided is calculated net of fees unless stated otherwise. Past performance is not a guide to future performance. Overseas investments may be affected by movements in currency exchange rates. The value of an investment and any income from it may fall as well as rise and investors may get back less than they invested. The historic yield reflects distributions declared over the past twelve months as a percentage of the fund's price, as at the date shown. It does not include any preliminary charge and investors may be subject to tax on their distributions. The yield is not guaranteed and will fluctuate. The fund may use currency forward derivatives for the purpose of efficient portfolio management.

This is a marketing communication. Neither the views nor the information contained within this document constitute investment advice or an offer to invest or to provide discretionary investment management services and should not be used as the basis of any investment decision. Any decision to invest should be based on information contained in the prospectus, the relevant key investor information document and the latest report and accounts. The investment policy and process of the fund(s) may not be suitable for all investors. If you are in any doubt about whether the fund(s) is/are suitable for you, please contact a professional adviser. References to specific securities are included for the purposes of illustration only and should not be construed as a recommendation to buy or sell these securities.

Although Troy Asset Management Limited considers the information included in this document to be reliable, no warranty is given as to its accuracy or completeness. The opinions expressed are expressed at the date of this document and, whilst the opinions stated are honestly held, they are not guarantees and should not be relied upon and may be subject to change without notice. Third party data is provided without warranty or liability and may belong to a third party.

In line with the Fund's prospectus, the Fund is authorised to invest in transferable securities and money market instruments issued or guaranteed by an EEA state, one or more local authorities, a third country, or a public international body to which one or more EEA states belong. The Investment Manager would only consider investing more than 35% of the Fund's assets in UK or US government issued transferable securities or approved money market instruments.

This document relates to one or more sub-funds of Trojan Funds (Ireland) plc. Trojan Funds (Ireland) plc is authorised in Ireland by the Central Bank of Ireland and is a scheme recognised by the UK Financial Conduct Authority (FCA). With the exception of Austria, Germany, Spain, Switzerland and UK, neither Fund is registered for distribution to the public in any jurisdiction. Neither Fund may be marketed in other jurisdictions except in reliance on relevant exemptions.

Investors in Germany, Austria and Spain may obtain a copy of the prospectus, relevant key investor information document(s), memorandum and articles of association and financial statements in English (with the exception of the KIIDs which are also available in German and Spanish) free of charge from [www.fundinfo.com](http://www.fundinfo.com) and/or the respective information agent. The Funds' information agent in Germany is Zeidler Legal Services, Bettinastraße 48, 60325, Frankfurt, Germany. The Funds' information agent in Austria is Erste Bank, Graben 21, 1010 Wien, Österreich. This document may be made available only to professional investors in Germany, Austria or Spain and should not be passed to anyone in these countries other than a professional investor.

Investors in Switzerland can obtain a copy of the prospectus, the key investor information document(s) (edition for Switzerland), the memorandum and articles of association, the latest annual and semi-annual report, and further information free of charge from the representative in Switzerland: Carnegie Fund Services S.A., 11, rue du Général-Dufour, CH-1204 Geneva, Switzerland, web: [www.carnegie-fund-services.ch](http://www.carnegie-fund-services.ch). The Swiss paying agent is: Banque Cantonale de Genève, 17, quai de l'Île, CH-1204 Geneva, Switzerland. The latest share prices can be found on [www.fundinfo.com](http://www.fundinfo.com). In respect of Shares distributed in Switzerland the place of jurisdiction is at the registered office of the representative in Switzerland.

The offering of Shares has not been and will not be notified to the Belgian Financial Services and Markets Authority (Autoriteit voor Financiële Diensten en Markten/Autorité des Services et Marchés Financiers). The Shares may be offered in Belgium only to a maximum of 149 investors or to investors investing a minimum of €250,000 or to professional or institutional investors, in reliance on Article 5 of the Belgian Law of 3 August 2012. This document may be distributed in Belgium only to such investors for their personal use and exclusively for the purposes of information. Accordingly, this document may neither be used for any other purpose nor passed on to any other person in Belgium.

The Fund is registered for distribution in Italy for professional investors only.

The offer or invitation to subscribe for or purchase shares in Singapore is an exempt offer made only: (i) to "institutional investors" (as defined in the Securities and Futures Act, pursuant to Section 304 of the Securities and Futures Act, Chapter 289 of Singapore, as amended or modified (the "SFA"); (ii) to "relevant persons" (as defined in Section 305(5) of the SFA pursuant to Section 305(1) of the SFA, and where applicable, the conditions specified in Regulation 3 of the Securities and Futures (Classes of Investors) Regulations 2018; (iii) to persons who meet the requirements of an offer made pursuant to Section 305(2) of the SFA; or (iv) pursuant to, and in accordance with the conditions of, any other applicable exemption provisions of the SFA.

Link Fund Manager Solutions (Ireland) Limited, as UCITS Management Company, has the right to terminate the arrangements made for the marketing of funds in accordance with the UCITS Directive.

A summary of investor rights, including information on access to collective mechanisms at EU level and national level can be obtained from [here](#) in English.

Issued by Troy Asset Management Limited, 33 Davies Street, London W1K 4BP (registered in England & Wales No. 3930846). Registered office: Hill House, 1 Little New Street, London EC4A 3TR. Authorised and regulated by the Financial Conduct Authority (FRN: 195764).

