



# Trojan Global Equity Fund

All data as at 30 April 2024

taml.co.uk

The investment objective of the Trojan Global Equity Fund is to seek to achieve capital growth over the long term (at least 5 years). The Fund must invest globally with at least 80% of its assets in equities and equity-related securities.

**PRICES**

578.42p

'O' accumulation shares

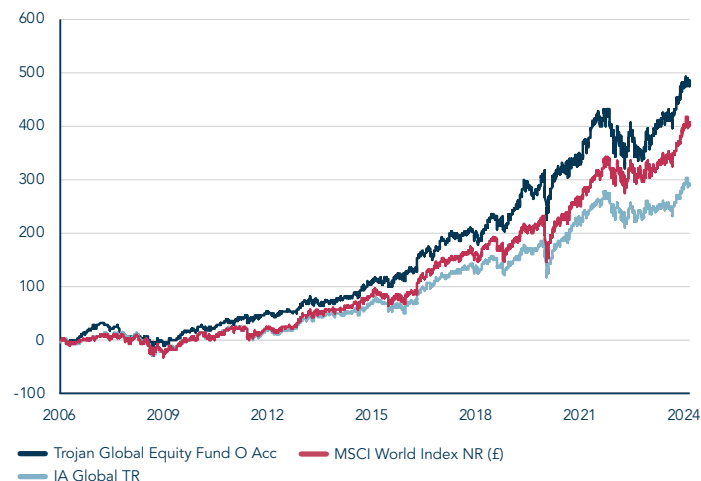
476.16p

'O' income shares

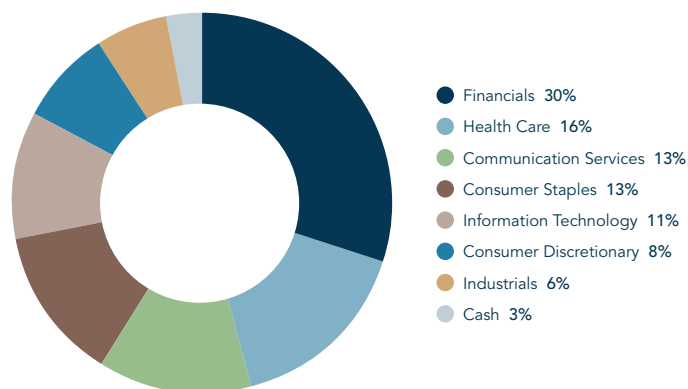
**FUND SIZE**

£516m

**PERCENTAGE GROWTH FROM 06/03/2006 TO 30/04/2024**



**ASSET ALLOCATION**



Source: Factset. Asset Allocation is subject to change.

Total Return to 30 April 2024	06/03/2006 Since launch	30/04/2014 10 years	30/04/2019 5 years	30/04/2021 3 years	30/04/2023 1 year	31/10/2023 6 months
Trojan Global Equity Fund O Acc	+478.4%	+222.3%	+63.1%	+21.4%	+16.1%	+15.9%
IA Global (TR)	+292.8%	+162.9%	+52.5%	+15.2%	+13.9%	+16.7%
MSCI World Index NR (£)	+401.4%	+215.4%	+71.2%	+30.3%	+18.8%	+16.6%

Discrete Calendar Annual Returns	2006*	2007	2008	2009	2010	2011	2012	2013	2014	2015
Trojan Global Equity Fund O Acc	+20.2%	-4.6%	-11.3%	+18.4%	+14.9%	+6.2%	+3.7%	+14.4%	+15.0%	+12.3%
	2016	2017	2018	2019	2020	2021	2022	2023	2024 YTD	
	+19.2%	+13.2%	+1.1%	+24.6%	+13.5%	+21.7%	-15.7%	+23.9%	+4.6%	

\*from launch 06/03/06

**Past performance is not a guide to future performance.**

The Fund was originally launched as the Trojan Capital Fund, which focused on investing in UK equities with the flexibility to invest in overseas equities and other asset classes. The strategy was changed to a global equity strategy in December 2013. The Fund has been a constituent of the IA Global sector since April 2012. Prior to this, the Fund was in the IA Flexible Investment sector. Source: Lipper

## April Commentary

Your Fund returned -2.0% during the month compared to -2.9% for the MSCI World Index (NR) GBP.

Rising bond yields halted the strong year-to-date rally in equity markets as firm economic and inflation data challenged assumptions about the direction of monetary policy. We suspect the other major theme animating equity markets this year – that of AI – is likely to have more lasting consequences for the Fund's returns. The latest set of quarterly earnings reveal enormous increases in capital expenditure for the Fund's three companies that are leading the race to bring AI to the rest of the economy. Alphabet, Meta Platforms ('Meta') and Microsoft will collectively spend ~\$135bn in 2024, a ~35% increase on last year. Whilst we are optimistic that these investments can generate attractive returns on capital, it is impossible to know for sure at this early stage of the technology's adoption. The payback will be shorter for Alphabet and Microsoft since their cloud services are already benefitting from strong demand for generative AI applications. Meta's spending has more speculative elements, but the technology is no less relevant

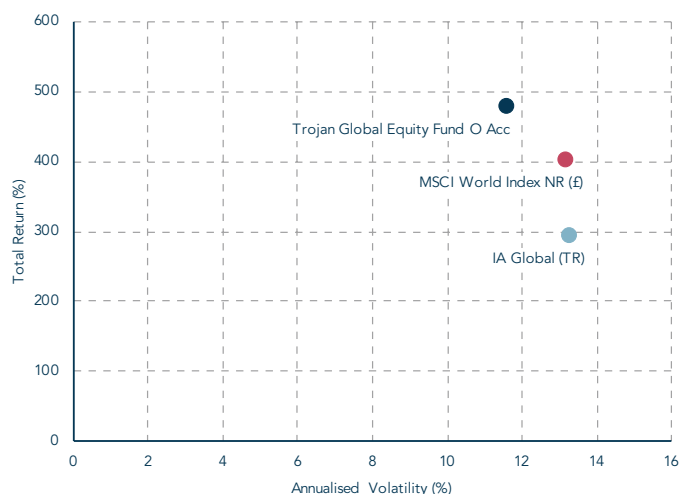
to its services. These uncertainties were reflected in divergent share-price performances during the month. Meta's shares fell -10.7% to reverse some of the strong gains made so far this year (they remain +24% in 2024), whereas Alphabet's rose +8.7%, supported by strong results across its major business units.

We are excited to have added a new investment to the Fund during the month. Amadeus IT Group is the global leader of ticket distribution and customer management software for the travel industry, primarily airlines. Having had a torrid time through the pandemic, as planes were grounded and corporate travel suffered structural challenges, we believe the shares now offer compelling value. Amadeus's businesses serving airlines are more enduring than popularly perceived, whilst its relatively recent entry into providing essential software to hotels has enormous long-term potential.

The residual holding in Becton Dickinson was sold to make way for Amadeus.



## RETURN VS VOLATILITY SINCE LAUNCH (06/03/06)



Source: Lipper.

## TOP 10 HOLDINGS

Alphabet	7.5%
Visa	6.6%
Mastercard	5.5%
Heineken	5.4%
Microsoft	5.3%
Fiserv	5.2%
Roche Holding	4.4%
Meta Platforms	4.1%
Experian	3.7%
LSEG	3.6%
<hr/>	
Total Top 10	51.3%
18 Other Equity holdings	46.0%
Cash	2.7%
<hr/>	
TOTAL	100.0%

Source: Factset. Holdings subject to change

## RISK ANALYSIS

Risk analysis since launch (09/03/06)	Fund	IA Global (TR)	Index*
Total Return	+478.4%	+292.8%	+401.4%
Max Drawdown <sup>1</sup>	-33.3%	-38.3%	-38.3%
Best Month	+9.4%	+9.8%	+10.1%
Worst Month	-9.4%	-12.9%	-10.6%
Positive Months	+61.3%	+62.2%	+63.1%
Annualised Volatility <sup>2</sup>	+11.6%	+13.3%	+13.2%

<sup>1</sup> Measures the worst investment period

<sup>2</sup> Measured by standard deviation of annual returns

\* MSCI World Index NR (£)

Past performance is not a guide to future performance

## FUND INFORMATION

A copy of the latest Prospectus and the KIID for each class (in English) upon which you should base your investment decision is available from Waystone Management (UK) Limited, the Fund's Authorised Corporate Director, (Authorised and Regulated by the Financial Conduct Authority) at [www.waystone.com](http://www.waystone.com).

### Structure

Sub-fund of Trojan Investment Funds  
UK UCITS

### Investment Manager

Troy Asset Management Limited  
33 Davies Street  
London W1K 4BP  
Tel: 020 7499 4030  
Fax: 020 7491 2445  
email: busdev@tam.l.co.uk

**Co-Fund Manager** Gabrielle Boyle  
**Co-Fund Manager** George Viney

**Currency** £ Sterling

**Launch Date** 6 March 2006

**Authorised Corporate Director**  
Waystone Management (UK) Limited  
Tel: 0345 608 0950

### Dividend Ex Dates

1 August (interim), 1 February (final)

### Dividend Pay Dates

30 September (interim), 31 March (final)

**Historic Dividend Yield ('O' Inc shares)** 0.22%

### Benchmarks

For more information on the benchmarks used please refer to the 'use of benchmarks' section in the fund information sheet, available from our [website](#)

### Registrar

Link Fund Administrators Limited

### Auditor

Ernst & Young LLP

### Depository

The Bank of New York Mellon (International) Limited

### Dealing

Daily at noon  
Tel: 0345 608 0950

### ISIN

GB00B0ZJ0230 (O Inc), GB00B0ZJ5S47 (O Acc)  
GB00B0ZJQY73 (S Inc), GB00B0ZJ5N09 (S Acc)

### SEDOL

B0ZJ5S4 (O Acc), B0ZJ023 (O Inc)

### Bloomberg

TRJCAPA\_LN (O Acc), TRJCAPL\_LN (O Inc)

### Ongoing Charges

'O' (ordinary) shares: 0.91%  
'S' (charity) shares: 0.81%

### Pricing

"O" share class prices published daily in the FT



## Important Information

Please refer to Troy's Glossary of Investment terms [here](#). Fund performance data provided is calculated net of fees with income reinvested unless stated otherwise. All performance and income data is in relation to the stated share class, performance of other share classes may differ. Past performance is not a guide to future performance. Overseas investments may be affected by movements in currency exchange rates. The value of an investment and any income from it may fall as well as rise and investors may get back less than they invested. The historic yield reflects distributions declared over the past twelve months as a percentage of the fund's price, as at the date shown. It does not include any preliminary charge and investors may be subject to tax on their distributions. Any reference to benchmarks are for comparative purposes only. Tax legislation and the levels of relief from taxation can change at any time. Any change in the tax status of a Fund or in tax legislation could affect the value of the investments held by the Fund or its ability to provide returns to its investors. The tax treatment of an investment, and any dividends received, will depend on the individual circumstances of the investor and may be subject to change in the future. The yield is not guaranteed and will fluctuate. Any objective will be treated as a target only and should not be considered as an assurance or guarantee of performance of the Fund or any part of it. The fund may use currency forward derivatives for the purpose of efficient portfolio management.

Neither the views nor the information contained within this document constitute investment advice or an offer to invest or to provide discretionary investment management services and should not be used as the basis of any investment decision. Any decision to invest should be based on information contained in the prospectus, the relevant key investor information document and the latest report and accounts. The investment policy and process of the fund(s) may not be suitable for all investors. If you are in any doubt about whether the fund(s) is/are suitable for you, please contact a professional adviser. References to specific securities are included for the purposes of illustration only and should not be construed as a recommendation to buy or sell these securities. Although Troy Asset Management Limited considers the information included in this document to be reliable, no warranty is given as to its accuracy or completeness. The opinions expressed are expressed at the date of this document and, whilst the opinions stated are honestly held, they are not guarantees and should not be relied upon and may be subject to change without notice. Third party data is provided without warranty or liability and may belong to a third party.

The Fund is registered for distribution to the public in the UK but not in any other jurisdiction. The sub-funds are registered for distribution to professional investors only in Ireland.

The distribution of certain share classes of the sub-funds of Trojan Investment Funds ("Shares") in Switzerland is made exclusively to, and directed at, qualified investors ("Qualified Investors"), as defined in the Swiss Collective Investment Schemes Act of 23 June 2006, as amended, and its implementing ordinance. Qualified Investors can obtain a copy of the prospectus and the key information documents for Switzerland, the memorandum and articles of association, the latest annual and semi-annual report, and further information free of charge from the representative in Switzerland: Reyl & Cie Ltd, Rue du Rhône 4, CH-1204 Geneva, Switzerland, web: [www.reyl.com](http://www.reyl.com). The Swiss paying agent is: Reyl & Cie Ltd, Rue du Rhône 4, CH-1204 Geneva, Switzerland.

Certain sub-funds are registered in Singapore and the offer or invitation to subscribe for or purchase Shares in Singapore is an exempt offer made only: (i) to "institutional investors" (as defined in the Securities and Futures Act, pursuant to Section 304 of the Securities and Futures Act, Chapter 289 of Singapore, as amended or modified (the "SFA"); (ii) to "relevant persons" (as defined in Section 305(5) of the SFA) pursuant to Section 305(1) of the SFA, and where applicable, the conditions specified in Regulation 3 of the Securities and Futures (Classes of Investors) Regulations 2018; (iii) to persons who meet the requirements of an offer made pursuant to Section 305(2) of the SFA; or (iv) pursuant to, and in accordance with the conditions of, any other applicable exemption provisions of the SFA.

Issued by Troy Asset Management Limited, 33 Davies Street, London W1K 4BP (registered in England & Wales No. 3930846). Registered office: 33 Davies Street, London W1K 4BP. Authorised and regulated by the Financial Conduct Authority (FRN: 195764) and registered with the U.S. Securities and Exchange Commission ("SEC") as an Investment Adviser (CRD: 319174). Registration with the SEC does not imply a certain level of skill or training. Any fund described in this document is neither available nor offered in the USA or to U.S. Persons.

© Troy Asset Management Limited 2024.