



## Trojan Fund (Ireland)

The Fund seeks to achieve growth in capital, ahead of inflation (UK Retail Price Index), over the longer term (5 to 7 years). The Fund employs a long-term, long only approach and has the flexibility to invest across a broad range of asset classes, most commonly a combination of high-quality developed market equities, developed market government bonds, gold related investments and cash.

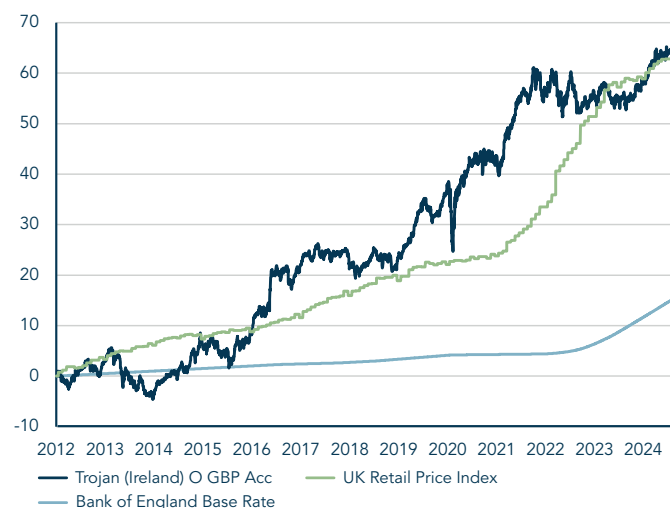
### PRICES

1.6474 GBP O Acc	1.6061 GBP O Inc
1.7067 USD O Acc	1.6593 USD O Inc
1.4310 EUR O Acc	1.3948 EUR O Inc

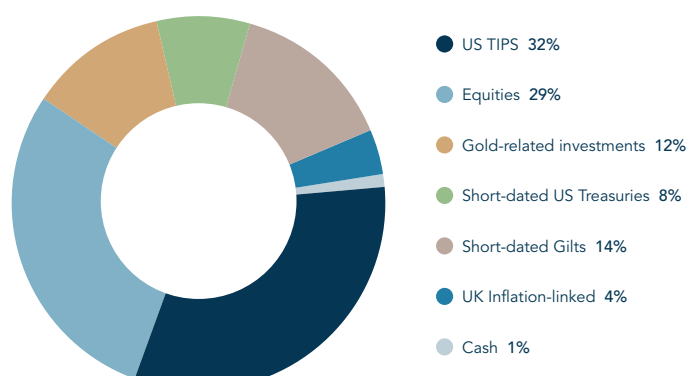
### FUND SIZE

£541m

### PERCENTAGE GROWTH 13/02/2012 TO 31/08/2024



### ASSET ALLOCATION



Source: Factset, Asset Allocation subject to change.

Total Return to 31 August 2024	13/02/2012 Since launch	31/08/2014 10 years	31/08/2019 5 years	31/08/2021 3 years	31/08/2023 1 year	29/02/2024 6 months
Trojan Fund (Ireland) O Acc GBP	+64.7%	+61.5%	+22.3%	+4.9%	+6.0%	+4.4%
Trojan Fund (Ireland) O Acc EUR <sup>1</sup>	+43.1%	+42.2%	+14.3%	+0.1%	+4.4%	+3.6%
Trojan Fund (Ireland) O Acc USD <sup>1</sup>	+70.7%	+68.4%	+24.2%	+5.6%	+6.1%	+4.4%
Bank of England Base Rate	+14.9%	+13.4%	+10.7%	+10.1%	+5.4%	+2.7%
UK Retail Price Index	+62.8%	+50.8%	+32.8%	+26.1%	+2.9%	+1.7%

Discrete Calendar Annual Returns	2012	2013	2014	2015	2016	2017	2018	2019	2020	2021	2022	2023	2024 YTD
Trojan Fund (Ireland) O Acc GBP	-0.1%	-3.5%	+8.2%	+2.9%	+11.8%	+3.9%	-3.0%	+10.3%	+7.2%	+11.8%	-3.9%	+2.5%	+4.4%
Trojan Fund (Ireland) O Acc EUR <sup>1</sup>	-0.6%	-4.0%	+7.8%	+2.1%	+10.2%	+2.6%	-4.3%	+8.7%	+6.2%	+10.9%	-5.6%	+0.8%	+3.4%
Trojan Fund (Ireland) O Acc USD <sup>1</sup>	+0.0%	-3.9%	+7.8%	+2.4%	+11.6%	+5.0%	-1.6%	+11.9%	+7.7%	+11.8%	-3.6%	+2.9%	+4.5%

Source: Lipper

Past performance is not a guide to future performance

<sup>1</sup> Hedged. Differences in interest rates may contribute to differences in performance between share classes.

NB: Prior to its conversion on 29 March 2019 the Fund was a feeder fund called the Trojan Feeder Fund (Ireland).

## August Commentary

Your Fund (O Acc GBP) returned +0.5% during the month.

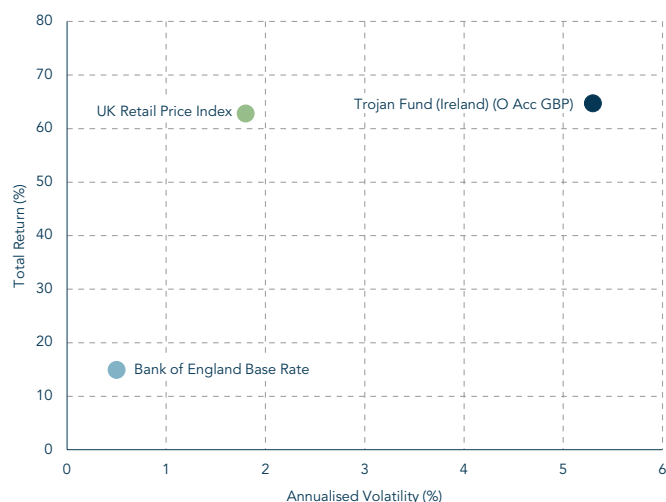
Market participants hoping for a quiet summer would have been disappointed in August. Early in the month the US equity market (S&P 500) fell -6% and Japan's Nikkei index declined -20% over the course of three days, triggered by surprisingly weak US employment data and a much stronger yen. Having weakened against the US dollar for much of the year as the difference in interest rates reached 5%, the yen was bolstered by the Bank of Japan's decision to raise interest rates at the end of July to 0.25%, suggesting it is finally taking steps to normalise interest rate policy. The yen has been used as a cheap currency to borrow in, but the move in interest rates left many investors rushing for the door simultaneously, exacerbating volatility. Markets soon recovered from the fall, but the spike in volatility suggests that markets are more fragile than implied by many share prices making new all-time highs.

Throughout August gold continued its march higher, finishing the month above \$2,500 per troy ounce. Central banks have been a key driver of gold. The first six months saw the fastest rate of central bank buying in over a decade, with over 483 tons of gold purchased. Initial data for July suggests that demand remains high continuing into the second half of 2024. Bank governors around the world continue to see the allure of gold as a long-term store of value, with Governor Adam Glapinski of the National Bank of Poland reiterating recently his plan to increase gold's share of total reserves from 15% to 20%. The largest buyers include Turkey, India, Poland and China according to the World Gold Council. Structural increases in gold's share of reserves provides good long-term support for gold.

The Fund's 12% allocation to gold has been a helpful contributor to returns this year-to-date, with 2.1% of the Fund's performance attributable to gold.



## RETURN VS VOLATILITY SINCE LAUNCH (13/02/2012)



Source: Lipper

## RISK ANALYSIS

Risk analysis since launch (13/02/2012)	Trojan Fund (Ireland) O Acc GBP
Total Return	+64.7%
Max Drawdown <sup>2</sup>	-10.1%
Best Month	+4.9%
Worst Month	-4.7%
Positive Months	+61.3%
Annualised Volatility <sup>3</sup>	+5.3%

<sup>2</sup> Measures the worst investment period

<sup>3</sup> Measured by standard deviation of annual returns

Source: Lipper **Past performance is not a guide to future performance**

## FUND INFORMATION

A copy of the latest Prospectus (in English) and the KIIDs / KIDs for each class (in English and German) upon which you should base your investment decision, is available from Link Fund Administrators (Ireland) Ltd, the Fund's Administrator and Registrar (Authorised and Regulated by the Central Bank of Ireland) on (+353) 1 400 5300.

<b>Structure</b>	
Sub-fund of Trojan Funds (Ireland) plc UCITS authorised by the Central Bank of Ireland	
<b>Investment Manager</b>	
Troy Asset Management Limited 33 Davies Street London W1K 4BP Tel: +44 (0)20 7499 4030 Fax: +44 (0)20 7491 2445 email: busdev@tam.l.co.uk	
<b>Fund Manager</b>	Sebastian Lyon
<b>Assistant Fund Manager</b>	Charlotte Yonge
<b>Currency</b>	£ Sterling, \$ US Dollar*, *Hedged shareclass € Euro*, \$ SGD*
<b>Launch Date</b>	13 February 2012
<b>Administrator</b>	
Link Fund Administrators (Ireland) Limited Tel: (+353) 1 400 5300	

<b>Dividend Ex Dates</b>	
1 August (interim), 1 February (final)	
<b>Dividend Pay Dates</b>	
30 September (interim) 31 March (final)	
<b>Historic Dividend Yield</b>	
('O' Inc shares)	0.90%
<b>Benchmarks</b>	
For more information on the benchmarks used please refer to the 'use of benchmarks' section in the fund information sheet, available from our <a href="#">website</a> .	
<b>Registrar</b>	
Link Fund Administrators (Ireland) Limited	
<b>Auditor</b>	
Grant Thornton	
<b>Depository</b>	
The Bank of New York Mellon SA/NV, Dublin branch	

<b>Dealing</b>	
Daily at 11am (UK) Tel: (+353) 1 400 5300	
<b>Minimum Investment</b> £ Sterling, \$ US Dollar, € Euro, \$ SGD 250,000 (An initial charge of 5% applies, which may be waived)	
<b>Bloomberg</b>	
TROITOA_ID (O GBP Acc), TROITOI_ID (O GBP Inc)	
<b>ISINs</b>	
IE00B6127M75 (GBP O Inc), IE00B757JT68 (GBP O Acc) IE00B6SBBX64 (USD O Inc), IE00B7483W12 (USD O Acc) IE00B54VKZ87 (EUR O Inc), IE00B6T42S66 (EUR O Acc) IE00BGM16B55 (SGD O Inc), IE00BGM16C62 (SGD O Acc)	
<b>Ongoing Charges</b>	
'O' (ordinary) shares: 1.11%	

## TOP 10 HOLDINGS (EXCLUDING GOVERNMENT BONDS)

Invesco Physical Gold	6.4%
iShares Physical Gold	5.7%
Unilever	5.2%
Visa	3.2%
Nestlé	2.9%
Diageo	2.4%
Microsoft	2.4%
Alphabet	2.3%
Heineken	2.1%
American Express	1.6%
<b>Total Top 10</b>	<b>34.2%</b>
8 Other Equity holdings	7.2%
US TIPS	31.9%
Short-dated Gilts	14.2%
Short-dated US Treasuries	8.5%
UK Inflation-linked	3.6%
Cash	0.4%
<b>TOTAL</b>	<b>100.0%</b>

Source: Factset, holdings subject to change.

## FUND MANAGER AWARDS



## RESPONSIBLE INVESTMENT



The Net Zero Asset Managers initiative





## Important Information

Please refer to Troy's Glossary of Investment terms [here](#). Fund performance data provided is calculated net of fees with income reinvested unless stated otherwise. All performance and income data is in relation to the stated share class, performance of other share classes may differ. Past performance is not a guide to future performance. Overseas investments may be affected by movements in currency exchange rates. The value of an investment and any income from it may fall as well as rise and investors may get back less than they invested. The historic dividend yield reflects distributions declared over the past twelve months as a percentage of the fund's price, as at the date shown. The yield is not guaranteed and will fluctuate. It does not include any preliminary charge and investors may be subject to tax on their distributions. The UK Retail Prices Index (RPI) is a target benchmark for the fund as the Fund aims to achieve a return (the money made or lost on an investment) that is above the rate of inflation, reference to other benchmarks are for comparative purposes only. Tax legislation and the levels of relief from taxation can change at any time. Any change in the tax status of a Fund or in tax legislation could affect the value of the investments held by the Fund or its ability to provide returns to its investors. The tax treatment of an investment, and any dividends received, will depend on the individual circumstances of the investor and may be subject to change in the future. There is no guarantee that the objective of the investments will be met. The Fund may use currency forward derivatives for the purpose of efficient portfolio management. The UK RPI figures shown are a combination of the actual rate of RPI, as calculated by the Office of National Statistics, and estimates for the previous month. This is a marketing communication.

Neither the views nor the information contained within this document constitute investment advice or an offer to invest or to provide discretionary investment management services and should not be used as the basis of any investment decision. Any decision to invest should be based on information contained in the prospectus, the relevant key investor information document and the latest report and accounts. The investment policy and process of the Fund(s) may not be suitable for all investors. If you are in any doubt about whether the fund(s) is/ are suitable for you, please contact a professional adviser. References to specific securities are included for the purposes of illustration only and should not be construed as a recommendation to buy or sell these securities. Although Troy Asset Management Limited considers the information included in this document to be reliable, no warranty is given as to its accuracy or completeness. The opinions expressed are expressed at the date of this document and, whilst the opinions stated are honestly held, they are not guarantees and should not be relied upon and may be subject to change without notice. Third party data is provided without warranty or liability and may belong to a third party. In line with the Fund's prospectus, the Fund is authorised to invest in transferable securities and money market instruments issued or guaranteed by an EEA state, one or more local authorities, a third country, or a public international body to which one or more EEA states belong. The Investment Manager would only consider investing more than 35% of the Fund's assets in UK or US government issued transferable securities or approved money market instruments.

This document relates to one or more sub-funds of Trojan Funds (Ireland) plc (the "Funds"). Trojan Funds (Ireland) plc is authorised in Ireland by the Central Bank of Ireland and is a scheme recognised by the UK Financial Conduct Authority (FCA). Trojan Fund (Ireland) and Trojan Income Fund (Ireland) are registered for distribution in Austria (certain share classes only), Germany (certain share classes only), Ireland, Italy (for institutional investors only), Singapore (for institutional investors only), Spain (certain share classes only), Switzerland and the UK. Certain shares classes of the Trojan Fund (Ireland) are also registered in Belgium, France, Luxembourg, Netherlands and Portugal. Trojan Ethical Fund (Ireland) and Trojan Global Income Fund (Ireland) are registered for distribution in Ireland, Belgium (certain share classes only), Germany (certain share classes only), Luxembourg (certain share classes only), Netherlands (certain share classes only), Spain (certain share classes only), Switzerland and the UK. Trojan Ethical Fund (Ireland) is also registered for distribution in Singapore (for institutional investors only). Please note that the Funds are not available for public offering in Belgium. For further information on the relevant share classes please contact the Administrator, Link Fund Administrators (Ireland) Limited. The Funds are not marketed in other jurisdictions except in reliance on relevant exemptions. Investors in Belgium, France, Germany, Austria, Luxembourg, Netherlands, Italy, Spain and Portugal may obtain a copy of the prospectus, relevant key investor document(s), memorandum and articles of association and financial statements in English (with the exception of the relevant key information document(s) which are also available in German, Dutch, French, Austrian, Italian, Spanish and Portuguese as applicable) free of charge from [www.fundinfo.com](http://www.fundinfo.com) and/or the facilities agent. The Funds' facilities agent in Belgium, France, Germany, Luxembourg, Netherlands, Italy, Spain and Portugal is Zeidler Legal Process Outsourcing Ltd, South Point, Herbert House, Harmony Row, Dublin 2, Ireland. The Funds' facilities agent in Austria is Erste Bank der oesterreichischen Sparkassen AG, Am Belvedere 1, 1100 Vienna, Austria. Investors in Switzerland can obtain a copy of the prospectus and the key information documents for Switzerland, the memorandum and articles of association, the latest annual and semi-annual reports, and further information free of charge from the representative in Switzerland: REYL & Cie Ltd, Rue du Rhône 4, CH-1204 Geneva. The Swiss paying agent is: Reyl & Cie Ltd, Rue du Rhône 4, CH-1204 Geneva, Switzerland. The latest share prices can be found on [www.fundinfo.com](http://www.fundinfo.com). The offer or invitation to subscribe for or purchase shares in Singapore is an exempt offer made only: (i) to "institutional investors" (as defined in the Securities and Futures Act, pursuant to Section 304 of the Securities and Futures Act, Chapter 289 of Singapore, as amended or modified (the "SFA")); (ii) to "relevant persons" (as defined in Section 305(5) of the SFA) pursuant to Section 305(1) of the SFA, and where applicable, the conditions specified in Regulation 3 of the Securities and Futures (Classes of Investors) Regulations 2018; (iii) to persons who meet the requirements of an offer made pursuant to Section 305(2) of the SFA; or (iv) pursuant to, and in accordance with the conditions of, any other applicable exemption provisions of the SFA. Waystone Management Company (IE) Limited, as UCITS Management Company, has the right to terminate the arrangements made for the marketing of the Funds in accordance with the UCITS Directive. A summary of investor rights, including information on access to collective mechanisms at EU level and national level, can be obtained from [here](#) in English.

The base currency of the Fund is GBP. Share classes denominated in other currencies are hedged to reduce the impact on your investment of movements in the exchange rate between the base currency of the Fund (GBP) and the currency of the share class. Where the Fund seeks to hedge against currency fluctuations, while not intended, this could result in over-hedged or under-hedged positions due to external factors outside the control of the Fund.

This document relates to one or more sub-funds of Trojan Funds (Ireland) plc (the "Funds"). Issued by Troy Asset Management Limited (registered in England & Wales No. 3930846). Registered office: 33 Davies Street, London W1K 4BP. Authorised and regulated by the Financial Conduct Authority (FRN: 195764) and registered with the U.S. Securities and Exchange Commission ("SEC") as an Investment Adviser (CRD: 319174). Registration with the SEC does not imply a certain level of skill or training. Any fund described in this document is neither available nor offered in the USA or to U.S. Persons.

© Troy Asset Management Limited 2024