



Trojan Income Fund (Ireland)

All data as at 31 December 2022

taml.co.uk

The Fund seeks to provide income with the potential for capital growth in the medium (3 to 5 years) term. The investment policy is to invest at least 80% of its Net Asset Value in UK equities and equity related securities.

PRICES

1.5149 GBP O Acc	1.0892 GBP O Inc
1.5914 USD O Acc	1.1531 USD O Inc
1.3848 EUR O Acc	0.9947 EUR O Inc
1.4679 SGD O Acc	1.1095 SGD O Inc

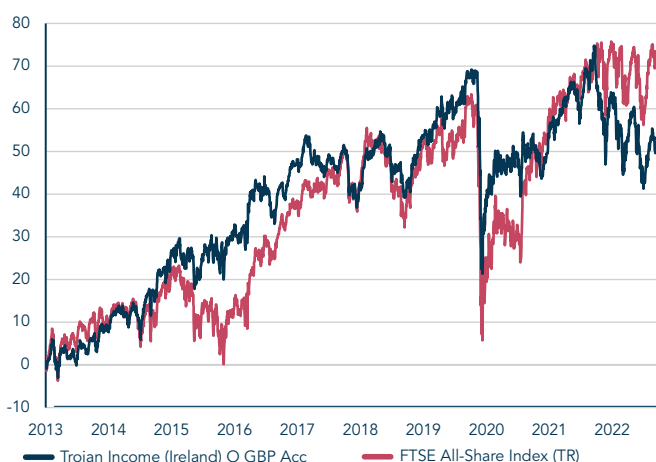
FUND SIZE

£96m

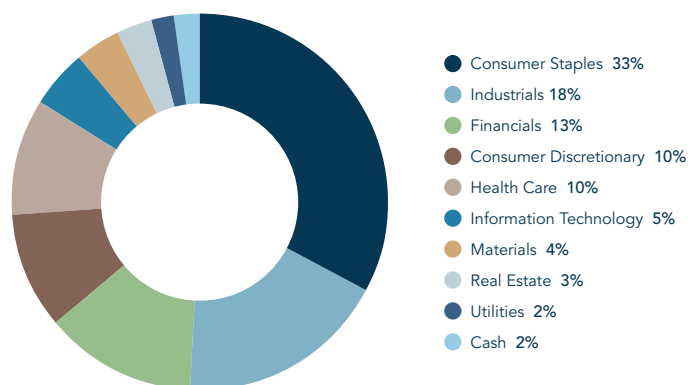
HISTORIC YIELD

2.7%

PERCENTAGE GROWTH 15/04/2013 TO 31/12/2022



ASSET ALLOCATION



Source: Factset, Asset Allocation subject to change.

Total Return to 31 December 2022	15/04/2013 Since launch	31/12/17 5 years	31/12/19 3 years	31/12/21 1 year	30/06/22 6 months
Trojan Income Fund (Ireland) (O Acc GBP)	+51.5%	+1.0%	-9.4%	-12.8%	+2.5%
FTSE All-Share Index (TR)*	+72.4%	+15.5%	+7.1%	+0.3%	+5.1%

Discrete Calendar Annual Returns	2013	2014	2015	2016	2017	2018	2019	2020	2021	2022
Trojan Income Fund (Ireland) (O Acc GBP)	+6.3%	+9.7%	+10.5%	+9.9%	+6.1%	-7.2%	+20.0%	-10.0%	+15.4%	-12.8%

Source: Lipper

*© FTSE International Limited 2023. **Past performance is not a guide to future performance**

NB: Prior to its conversion on 29 March 2019 the Fund was a feeder fund called the Trojan Income Feeder Fund (Ireland).

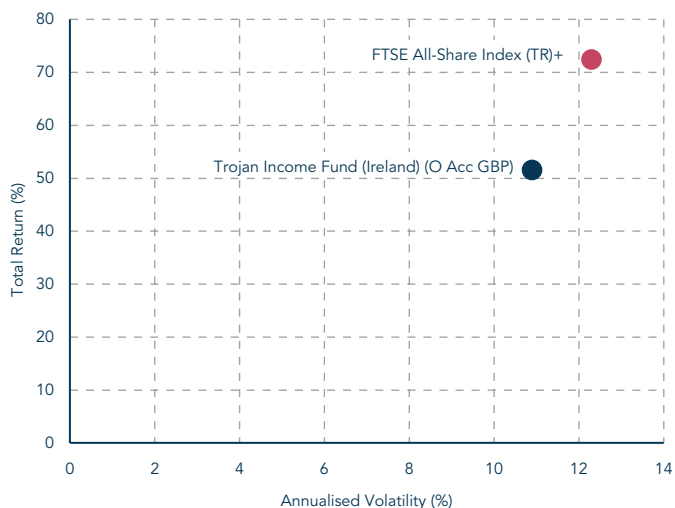
December Commentary

Your Fund delivered a return of -1.1% during the month compared to -1.4% for the FTSE All-Share Index (TR GBP). For 2022 as a whole, US and Global indices delivered negative returns with the S&P 500 and MSCI World both returning -18.2% (TR USD). Your Fund also had a poor year, returning -12.5% (TR GBP). In contrast, the FTSE All-Share (TR GBP) returned +0.3%. The FTSE's outperformance was driven largely by its comparatively high exposure to Energy, Mining, and Banking stocks which benefited from high inflation or increasing interest rates. At Troy, we tend not to invest in these sectors, owing to their capital intensity and cyclicality. Instead, we prefer resilient, high-quality, cash-generative companies, able to deliver consistent long-term dividend growth. While this stance has served the Fund well for much of its life, it was a headwind to returns in 2022.

Despite a disappointing past year, we are optimistic about the outlook for high-quality UK equities. The two big unknowns for markets in 2023 are likely to be i) the path of interest rates and therefore valuations and ii) the ability of companies to navigate a difficult earnings environment. With regards to the former, whilst we do not expect a fast reversal, the most severe valuation falls driven by central bank rate increases are most likely behind us. The UK market is trading at lower valuation multiples relative to long-run levels and compared to other markets. Low valuations tend to bode well for prospective returns. With regard to earnings, corporate profits will likely be under pressure from inflation and a weak economic backdrop. However, given Troy's quality bias, your Fund is overwhelmingly exposed to sectors and businesses whose earnings and dividends should prove more defensive than the wider market, much as they have done in past downturns.



RETURN VS VOLATILITY SINCE LAUNCH



Source: Lipper

RISK ANALYSIS

Risk analysis since launch (15/04/2013)	Trojan Income Fund (Ireland) O Acc GBP	FTSE All-Share Index (TR)
Total Return	+51.5%	+72.4%
Max Drawdown ¹	-28.2%	-35.3%
Best Month	+7.5%	+12.7%
Worst Month	-10.9%	-15.1%
Positive Months	+56.9%	+58.6%
Annualised Volatility ²	+10.9%	+12.3%

¹ Measures the worst investment period

² Measured by standard deviation of annual returns

Source: Lipper **Past performance is not a guide to future performance**

FUND INFORMATION

A copy of the latest Prospectus (in English) and the KIIDs for each class (in English and German) upon which you should base your investment decision, is available from Link Fund Administrators (Ireland) Ltd, the Fund's Administrator and Registrar (Authorised and Regulated by the Central Bank of Ireland) on (+353) 1 400 5300.

Structure	
Sub-fund of Trojan Funds (Ireland) plc UCITS authorised by the Central Bank of Ireland	
Investment Manager	
Troy Asset Management Limited 33 Davies Street London W1K 4BP Tel: +44 (0)20 7499 4030 Fax: +44 (0)20 7491 2445 email: busdev@taml.co.uk	
Fund Manager	Blake Hutchins
Assistant Fund Manager	Fergus McCorkell
Currency	£ Sterling, \$ US Dollar*, *Hedged share class € Euro*, \$ SGD*
Launch Date	15 April 2013
Administrator	
Link Fund Administrators (Ireland) Limited Tel: (+353) 1 400 5300	

Dividend Ex Dates	
1 August (interim), 1 February (final)	
Dividend Pay Dates	
30 September (interim) 31 March (final)	
Historic Dividend Yield ('O' Inc shares)	
2.67%	
Benchmarks	
For more information on the benchmarks used please refer to the 'use of benchmarks' section in the fund information sheet, available from our website .	
Registrar	
Link Fund Administrators (Ireland) Limited	
Auditor	
Ernst & Young LLP	
Depository	
The Bank of New York Mellon SA/NV, Dublin branch	

Dealing	
Daily at 11am (UK) Tel: (+353) 1 400 5300	
Minimum Investment	£ Sterling, \$ US Dollar, € Euro, \$ SGD 250,000 (An initial charge of 5% applies, which may be waived)
ISINs	
IE00B943NN14 (GBP O Inc), IE00B8255S12 (GBP O Acc) IE00B96BR644 (USD O Inc), IE00B95WTH31 (USD O Acc) IE00B947ZW64 (EUR O Inc), IE00B96MWN96 (EUR O Acc) IE00BGM16D79 (SGD O Inc), IE00BGM16F93 (SGD O Acc)	
Bloomberg	
TROITOA_ID (O GBP Acc), TROITOI_ID (O GBP Inc)	
Ongoing Charges	
'O' (ordinary) shares: 1.14%	

TOP 10 HOLDINGS

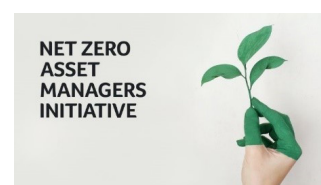
Unilever	7.7%
Diageo	7.2%
RELX	6.6%
Reckitt Benckiser	5.7%
Experian	4.5%
Compass	4.5%
GSK	4.3%
British American Tobacco	4.1%
Procter & Gamble	3.5%
Paychex	3.3%
Total	51.5%
28 other holdings	46.0%
Cash & Equivalent	2.5%
TOTAL	100.0%

Source: Factset, holdings subject to change.

RESPONSIBLE INVESTMENT



Signatory of:





Important Information

Please refer to Troy's Glossary of Investment terms [here](#). Fund performance data provided is calculated net of fees unless stated otherwise. Past performance is not a guide to future performance. Overseas investments may be affected by movements in currency exchange rates. The value of an investment and any income from it may fall as well as rise and investors may get back less than they invested. The historic dividend yield reflects distributions declared over the past twelve months as a percentage of the fund's price, as at the date shown. The yield is not guaranteed and will fluctuate. It does not include any preliminary charge and investors may be subject to tax on their distributions. The fund may use currency forward derivatives for the purpose of efficient portfolio management.

This is a marketing communication. Neither the views nor the information contained within this document constitute investment advice or an offer to invest or to provide discretionary investment management services and should not be used as the basis of any investment decision. Any decision to invest should be based on information contained in the prospectus, the relevant key investor information document and the latest report and accounts. The investment policy and process of the fund(s) may not be suitable for all investors. If you are in any doubt about whether the fund(s) is/are suitable for you, please contact a professional adviser. References to specific securities are included for the purposes of illustration only and should not be construed as a recommendation to buy or sell these securities.

Although Troy Asset Management Limited considers the information included in this document to be reliable, no warranty is given as to its accuracy or completeness. The opinions expressed are expressed at the date of this document and, whilst the opinions stated are honestly held, they are not guarantees and should not be relied upon and may be subject to change without notice. Third party data is provided without warranty or liability and may belong to a third party.

In line with the Fund's prospectus, the Fund is authorised to invest in transferable securities and money market instruments issued or guaranteed by an EEA state, one or more local authorities, a third country, or a public international body to which one or more EEA states belong. The Investment Manager would only consider investing more than 35% of the Fund's assets in UK or US government issued transferable securities or approved money market instruments.

This document relates to one or more sub-funds of Trojan Funds (Ireland) plc. Trojan Funds (Ireland) plc is authorised in Ireland by the Central Bank of Ireland and is a scheme recognised by the UK Financial Conduct Authority (FCA). With the exception of Austria, Germany, Spain, Switzerland and UK, neither Fund is registered for distribution to the public in any jurisdiction. Neither Fund may be marketed in other jurisdictions except in reliance on relevant exemptions.

Investors in Germany, Austria and Spain may obtain a copy of the prospectus, relevant key investor information document(s), memorandum and articles of association and financial statements in English (with the exception of the KIID which are also available in German and Spanish) free of charge from www.fundinfo.com and/or the respective information agent. The Funds' information agent in Germany is Zeidler Legal Services, Bettinastraße 48, 60325, Frankfurt, Germany. The Funds' information agent in Austria is Erste Bank, Graben 21, 1010 Wien, Österreich. This document may be made available only to professional investors in Germany, Austria or Spain and should not be passed to anyone in these countries other than a professional investor.

Investors can obtain the prospectus, the key investor information documents or, as the case may be, the key information documents for Switzerland, the memorandum and articles of association, the latest annual and semi-annual report, and further information free of charge from the representative in Switzerland: Carnegie Fund Services S.A., 11, rue du Général-Dufour, CH-1204 Geneva, Switzerland, web: www.carnegie-fund-services.ch. The Swiss paying agent is: Banque Cantonale de Genève, 17, quai de l'Île, CH-1204 Geneva, Switzerland. The latest share prices can be found on www.fundinfo.com.

The offering of Shares has not been and will not be notified to the Belgian Financial Services and Markets Authority (Autoriteit voor Financiële Diensten en Markten/Autorité des Services et Marchés Financiers). The Shares may be offered in Belgium only to a maximum of 149 investors or to investors investing a minimum of €250,000 or to professional or institutional investors, in reliance on Article 5 of the Belgian Law of 3 August 2012. This document may be distributed in Belgium only to such investors for their personal use and exclusively for the purposes of information. Accordingly, this document may neither be used for any other purpose nor passed on to any other person in Belgium.

The Fund is registered for distribution in Italy for professional investors only.

The offer or invitation to subscribe for or purchase shares in Singapore is an exempt offer made only: (i) to "institutional investors" (as defined in the Securities and Futures Act, pursuant to Section 304 of the Securities and Futures Act, Chapter 289 of Singapore, as amended or modified (the "SFA"); (ii) to "relevant persons" (as defined in Section 305(5) of the SFA) pursuant to Section 305(1) of the SFA, and where applicable, the conditions specified in Regulation 3 of the Securities and Futures (Classes of Investors) Regulations 2018; (iii) to persons who meet the requirements of an offer made pursuant to Section 305(2) of the SFA; or (iv) pursuant to, and in accordance with the conditions of, any other applicable exemption provisions of the SFA.

Link Fund Manager Solutions (Ireland) Limited, as UCITS Management Company, has the right to terminate the arrangements made for the marketing of funds in accordance with the UCITS Directive.

A summary of investor rights, including information on access to collective mechanisms at EU level and national level can be obtained from [here](#) in English.

Issued by Troy Asset Management Limited, 33 Davies Street, London W1K 4BP (registered in England & Wales No. 3930846). Registered office: Hill House, 1 Little New Street, London EC4A 3TR. Authorised and regulated by the Financial Conduct Authority (FRN: 195764) and registered with the U.S. Securities and Exchange Commission ("SEC") as an Investment Adviser (CRD: 319174). Registration with the SEC does not imply a certain level of skill or training. The fund described in this document is neither available nor offered in the USA or to U.S. Persons.

Copyright Troy Asset Management Limited 2023