



Trojan Fund (Ireland)

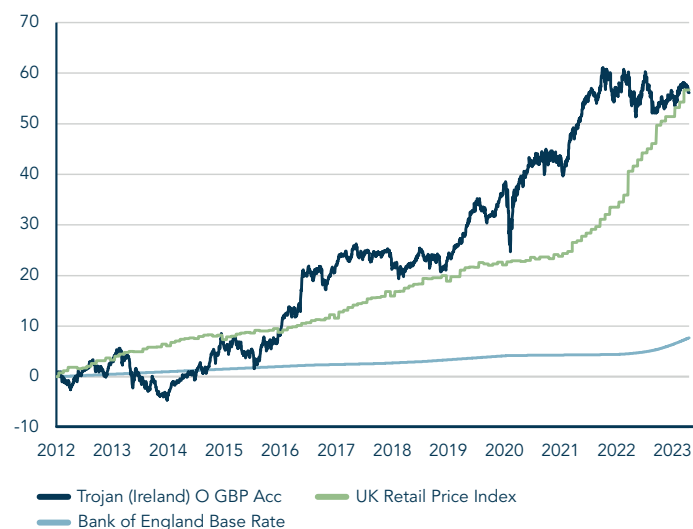
All data as at 31 May 2023

taml.co.uk

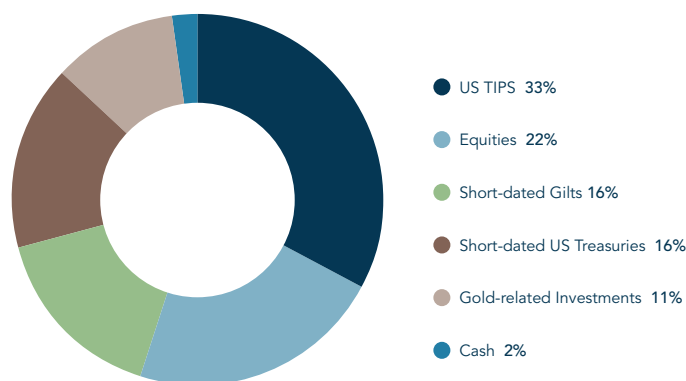
The Fund seeks to achieve growth in capital, ahead of inflation (UK Retail Price Index), over the longer term (5 to 7 years). The Fund employs a long-term, long only approach and has the flexibility to invest across a broad range of asset classes, most commonly a combination of high-quality developed market equities, developed market government bonds, gold related investments and cash.

PRICES		FUND SIZE
1.5612 GBP O Acc	1.5374 GBP O Inc	£716m
1.6153 USD O Acc	1.5863 USD O Inc	
1.3833 EUR O Acc	1.3618 EUR O Inc	
1.6447 SGD O Acc	1.6361 SGD O Inc	

PERCENTAGE GROWTH 13/02/2012 TO 31/05/2023



ASSET ALLOCATION



Source: Factset, Asset Allocation subject to change.

Total Return to 31 May 2023	13/02/2012 Since launch	31/05/2013 10 years	31/05/2018 5 years	31/05/2020 3 years	31/05/2022 1 year	30/11/2022 6 months
Trojan Fund (Ireland) (O Acc GBP)	+56.1%	+50.8%	+27.6%	+11.8%	-0.1%	+1.4%
UK Official Bank Rate	+7.7%	+7.0%	+4.7%	+3.3%	+2.9%	+2.0%
UK Retail Price Index	+56.6%	+49.1%	+32.8%	+27.6%	+10.6%	+4.0%

Discrete Calendar Annual Returns	2012#	2013	2014	2015	2016	2017	2018	2019	2020	2021	2022	2023 YTD
Trojan Fund (Ireland) (O Acc GBP)	-0.1%	-3.5%	+8.2%	+2.9%	+11.8%	+3.9%	-3.0%	+10.3%	+7.2%	+11.8%	-3.9%	+1.5%

Source: Lipper

Past performance is not a guide to future performance

NB: Prior to its conversion on 29 March 2019 the Fund was a feeder fund called the Trojan Feeder Fund (Ireland).

May Commentary

Your Fund (O Acc GBP) returned -1.2% during the month.

While the UK equity market was weaker in May, global equities were flat. Concerns over the US debt ceiling have abated as an agreement has been made 'across the aisle'. History informed us that the issue was inevitably a storm in a teacup, with plenty of noise, and that common sense would prevail.

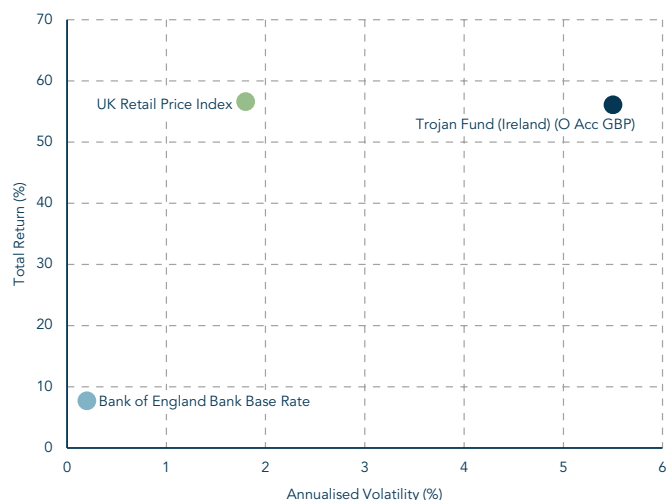
For investors, there are two more important factors that require consideration. These are the ongoing effects of tighter monetary policy and the market's performance concentration in a handful of stocks. The latter is not uncommon in a bear market. I experienced this in the early 1989-92 recession and the 2000-2003 bear market. As we head into an economic downturn, investors coalesce around an ever-smaller number of successful growth stocks. In the UK in 1989 it was Glaxo and Guinness; fund managers not holding these two stocks underperformed. In 2000, after the dot-com bubble burst, investors huddled around the safety of Cisco, IBM, Lucent and Intel (Microsoft is the only successful survivor of that era). In the US in

2023 it is large-cap tech stocks once more, with many shares reversing some of their 2022 losses. This is an example of stock market bubbles reigniting after periods of speculation, or 'echo bubbles', as we have spoken about in the past. The narrower the stock market leadership, the less healthy the prospect for the wider market. The bear market's work is not complete.

Turning to the economy, the focus is on coincident indicators. There is hope of a soft landing. The consumer remains resilient although manufacturing has been slowing. Interest rate expectations have risen in the last month and lending standards are tightening, but they are taking time to bite. As companies have moved their borrowing to longer maturities and more households have fixed rate mortgages, this may take longer than in the past, but hard landings appear soft at the beginning, as they did in 1989 and 2000.



RETURN VS VOLATILITY SINCE LAUNCH (13/02/2012)



Source: Lipper

RISK ANALYSIS

Risk analysis since launch (13/02/2012)	Trojan Fund (Ireland) (O Acc GBP)
Total Return	+56.1%
Max Drawdown ¹	-10.1%
Best Month	+4.9%
Worst Month	-4.7%
Positive Months	+60.7%
Annualised Volatility ²	+5.5%

¹ Measures the worst investment period

² Measured by standard deviation of annual returns

Source: Lipper **Past performance is not a guide to future performance**

FUND INFORMATION

A copy of the latest Prospectus (in English) and the KIIDs for each class (in English and German) upon which you should base your investment decision, is available from Link Fund Administrators (Ireland) Ltd, the Fund's Administrator and Registrar (Authorised and Regulated by the Central Bank of Ireland) on (+353) 1 400 5300.

Structure	
Sub-fund of Trojan Funds (Ireland) plc UCITS authorised by the Central Bank of Ireland	
Investment Manager	
Troy Asset Management Limited 33 Davies Street London W1K 4BP Tel: +44 (0)20 7499 4030 Fax: +44 (0)20 7491 2445 email: busdev@tam.l.co.uk	
Fund Manager	Sebastian Lyon
Assistant Fund Manager	Charlotte Yonge
Currency	£ Sterling, \$ US Dollar*, *Hedged shareclass € Euro*, \$ SGD*
Launch Date	13 February 2012
Administrator	
Link Fund Administrators (Ireland) Limited Tel: (+353) 1 400 5300	

Dividend Ex Dates	
1 August (interim), 1 February (final)	
Dividend Pay Dates	
30 September (interim) 31 March (final)	
Historic Dividend Yield	
('O' Inc shares)	0.00%
Benchmarks	
For more information on the benchmarks used please refer to the 'use of benchmarks' section in the fund information sheet, available from our website .	
Registrar	
Link Fund Administrators (Ireland) Limited	
Auditor	
Ernst & Young LLP	
Depository	
The Bank of New York Mellon SA/NV, Dublin branch	

Dealing	
Daily at 11am (UK) Tel: (+353) 1 400 5300	
Minimum Investment £ Sterling, \$ US Dollar, € Euro, \$ SGD 250,000 (An initial charge of 5% applies, which may be waived)	
Bloomberg	
TROITOA_ID (O GBP Acc), TROITOI_ID (O GBP Inc)	
ISINs	
IE00B6127M75 (GBP O Inc), IE00B757JT68 (GBP O Acc) IE00B65BBX64 (USD O Inc), IE00B7483W12 (USD O Acc) IE00B54VKZ87 (EUR O Inc), IE00B6T42S66 (EUR O Acc) IE00BGM16B55 (SGD O Inc), IE00BGM16C62 (SGD O Acc)	
Ongoing Charges	
'O' (ordinary) shares: 1.12%	

TOP 10 HOLDINGS (EXCLUDING GOVERNMENT BONDS)

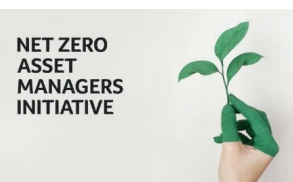
iShares Physical Gold	5.3%
Invesco Physical Gold	4.5%
Unilever	3.5%
Visa	2.9%
Nestlé	2.8%
Diageo	2.4%
Microsoft	2.0%
Alphabet	1.9%
Becton Dickinson	1.6%
Franco-Nevada	1.4%
Total Top 10	28.2%
7 Other Equity holdings	5.6%
US TIPS	32.7%
Short-dated US Treasuries	15.9%
Short-dated Gilts	16.0%
Cash	1.6%
TOTAL	100.0%

Source: Factset, holdings subject to change.

FUND MANAGER AWARDS



RESPONSIBLE INVESTMENT





Important Information

Please refer to Troy's Glossary of Investment terms [here](#). Fund performance data provided is calculated net of fees with income reinvested unless stated otherwise. All performance and income data is in relation to the stated share class, performance of other share classes may differ. Past performance is not a guide to future performance. Overseas investments may be affected by movements in currency exchange rates. The value of an investment and any income from it may fall as well as rise and investors may get back less than they invested. The historic dividend yield reflects distributions declared over the past twelve months as a percentage of the fund's price, as at the date shown. The yield is not guaranteed and will fluctuate. It does not include any preliminary charge and investors may be subject to tax on their distributions. Any reference to benchmarks are for comparative purposes only. Tax legislation and the levels of relief from taxation can change at any time. Any change in the tax status of a Fund or in tax legislation could affect the value of the investments held by the Fund or its ability to provide returns to its investors. The tax treatment of an investment, and any dividends received, will depend on the individual circumstances of the investor and may be subject to change in the future.

Any objective will be treated as a target only and should not be considered as an assurance or guarantee of performance of the Fund or any part of it.

The fund may use currency forward derivatives for the purpose of efficient portfolio management. The UK RPI figures shown are a combination of the actual rate of RPI, as calculated by the Office of National Statistics, and estimates for the previous month. This is a marketing communication. Neither the views nor the information contained within this document constitute investment advice or an offer to invest or to provide discretionary investment management services and should not be used as the basis of any investment decision. Any decision to invest should be based on information contained in the prospectus, the relevant key investor information document and the latest report and accounts. The investment policy and process of the fund(s) may not be suitable for all investors. If you are in any doubt about whether the fund(s) is/ are suitable for you, please contact a professional adviser. References to specific securities are included for the purposes of illustration only and should not be construed as a recommendation to buy or sell these securities. Although Troy Asset Management Limited considers the information included in this document to be reliable, no warranty is given as to its accuracy or completeness. The opinions expressed are expressed at the date of this document and, whilst the opinions stated are honestly held, they are not guarantees and should not be relied upon and may be subject to change without notice. Third party data is provided without warranty or liability and may belong to a third party. In line with the Fund's prospectus, the Fund is authorised to invest in transferable securities and money market instruments issued or guaranteed by an EEA state, one or more local authorities, a third country, or a public international body to which one or more EEA states belong. The Investment Manager would only consider investing more than 35% of the Fund's assets in UK or US government issued transferable securities or approved money market instruments. This document relates to one or more sub-funds of Trojan Funds (Ireland) plc. Trojan Funds (Ireland) plc is authorised in Ireland by the Central Bank of Ireland and is a scheme recognised by the UK Financial Conduct Authority (FCA). With the exception of Austria, Germany, Spain, Switzerland and UK, neither Fund is registered for distribution to the public in any jurisdiction. Neither Fund may be marketed in other jurisdictions except in reliance on relevant exemptions. Investors in Germany, Austria and Spain may obtain a copy of the prospectus, relevant key investor information document(s), memorandum and articles of association and financial statements in English (with the exception of the KIIDs which are also available in German and Spanish) free of charge from www.fundinfo.com and/or the respective information agent. The Funds' information agent in Germany is Zeidler Legal Services, Bettinastraße 48, 60325, Frankfurt, Germany. The Funds' information agent in Austria is Erste Bank, Graben 21, 1010 Wien, Österreich. This document may be made available only to professional investors in Germany, Austria or Spain and should not be passed to anyone in these countries other than a professional investor. Investors in Switzerland can obtain a copy of the prospectus, the key investor information documents or, as the case may be, the key information documents for Switzerland, the memorandum and articles of association, the latest annual and semi-annual report, and further information free of charge from the representative in Switzerland: Carnegie Fund Services S.A., 11, rue du Général Dufour, CH-1204 Geneva, Switzerland, web: www.carnegie-fund-services.ch. The Swiss paying agent is: Banque Cantonale de Genève, 17, quai de l'Île, CH 1204 Geneva, Switzerland. The latest share prices can be found on www.fundinfo.com. The offering of Shares has not been and will not be notified to the Belgian Financial Services and Markets Authority (Autoriteit voor Financiële Diensten en Markten/Autorité des Services et Marchés Financiers). The Shares may be offered in Belgium only to a maximum of 149 investors or to investors investing a minimum of €250,000 or to professional or institutional investors, in reliance on Article 5 of the Belgian Law of 3 August 2012. This document may be distributed in Belgium only to such investors for their personal use and exclusively for the purposes of information. Accordingly, this document may neither be used for any other purpose nor passed on to any other person in Belgium. The Fund is registered for distribution in Italy for professional investors only. The offer or invitation to subscribe for or purchase shares in Singapore is an exempt offer made only: (i) to "institutional investors" (as defined in the Securities and Futures Act, pursuant to Section 304 of the Securities and Futures Act, Chapter 289 of Singapore, as amended or modified (the "SFA"); (ii) to "relevant persons" (as defined in Section 305(5) of the SFA) pursuant to Section 305(1) of the SFA, and where applicable, the conditions specified in Regulation 3 of the Securities and Futures (Classes of Investors) Regulations 2018; (iii) to persons who meet the requirements of an offer made pursuant to Section 305(2) of the SFA; or (iv) pursuant to, and in accordance with the conditions of, any other applicable exemption provisions of the SFA. Link Fund Manager Solutions (Ireland) Limited, as UCITS Management Company, has the right to terminate the arrangements made for the marketing of funds in accordance with the UCITS Directive. A summary of investor rights, including information on access to collective mechanisms at EU level and national level can be obtained from here in English. Issued by Troy Asset Management Limited, 33 Davies Street, London W1K 4BP (registered in England & Wales No. 3930846). Registered office: 33 Davies Street, London W1K 4BP. Authorised and regulated by the Financial Conduct Authority (FRN: 195764) and registered with the U.S. Securities and Exchange Commission ("SEC") as an Investment Adviser (CRD: 319174). Registration with the SEC does not imply a certain level of skill or training. The fund described in this document is neither available nor offered in the USA or to U.S. Persons. Copyright Troy Asset Management 2023