



Trojan Global Income Fund

All data as at 30 November 2019

www.taml.co.uk

The investment objective of the Trojan Global Income Fund is to seek to achieve income with the potential for capital growth in the medium term (3 to 5 years). The Fund's investment policy is to invest at least 80% of its assets globally in equities and equity-related securities. It may also invest in government and public securities (such as sovereign debt and treasury bills), corporate bonds, real estate (via REITs), private equity, cash, cash equivalents (including money-market instruments) and deposits. Any comparisons against indices are for illustrative purposes only.

Prices

130.38p

'O' accumulations shares

119.12p

'O' income shares

Dividend Yield

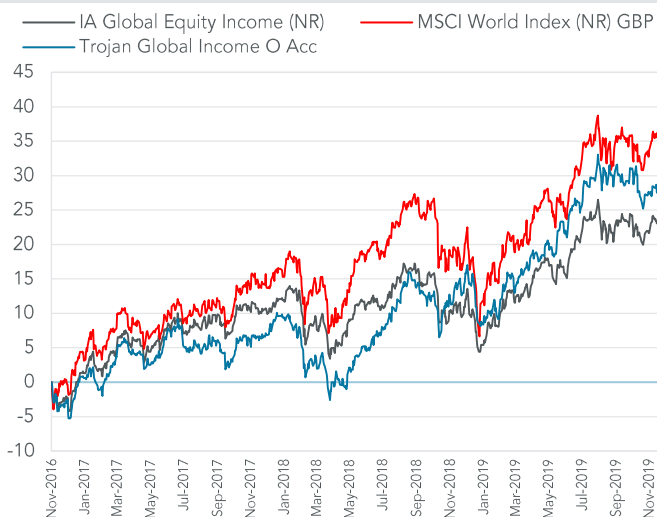
3.0%

'O' income shares

Fund Size

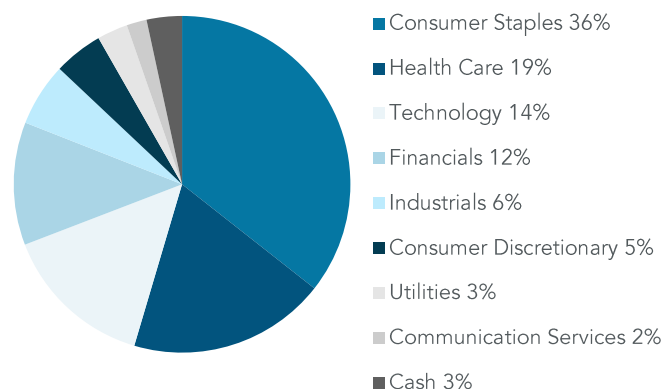
£207m

Percentage Growth from 01/11/2016 to 30/11/2019



Source: Lipper

Asset Allocation



Asset allocation subject to change

Total Return to 30 November 2019	01/11/2016 Since launch	30/11/2016 3 years	30/11/2018 1 year	31/05/2019 6 months
Trojan Global Income Fund O Acc	+30.6%	+34.0%	+12.8%	+7.1%
MSCI World Index (NR) GBP	+36.5%	+37.0%	+13.0%	+10.1%
IA Global Equity Income (NR)	+24.2%	+27.0%	+10.9%	+7.4%

Discrete Calendar Annual Returns	2017	2018	2019 YTD
Trojan Global Income Fund	+8.7%	-1.0%	+20.6%

Past performance is not a guide to future performance

Source: Lipper

November Commentary

Your Fund returned +2.3% during the month compared to +2.8% for the MSCI World Index (NR) GBP.

Troy recently attended a Capital Markets Day in New York with Unilever. As an early advocate to both business and the investment community of the importance of what has become known as environmental, social and governance (ESG) considerations, Unilever's leadership in this regard has particular resonance as a gathering part of the zeitgeist.

Under the new CEO, Alan Jope, the company is grappling with some big questions – how to grow, how to use digital marketing to the best advantage,

how to reduce their environmental impact - and in our judgement is doing a good job of tackling them.

Growth concerns are being addressed through portfolio change, focussing on the fastest growing geographies, driving new channels and instilling "purpose" in every brand. Digital capabilities are scaling up to connect to their massive customer base. And environmental harm is managed by being more efficient, including in the supply chain, and specifically targeting a 50% reduction in the volume of plastic they produce by 2025.


The company further announced that increased investment may mean dividend

growth lags earnings per share growth to reduce the payout ratio while keeping leverage capped at 2x net debt/EBITDA. We see this as sensible.

All this should help defend the excellent returns on capital for which this company is known. It thus looks reasonably valued with a 3.7% free cash flow yield funding a 3% dividend yield. Unilever remains a core holding.

The Fund reached its 3 year anniversary in November. We thank investors for their support so far and will be issuing a more detailed update in January.

Return vs volatility since launch (01/11/2016)



Risk analysis since launch (01/11/2016)	Trojan Global Income O Acc	MSCI World Index NR (£)	IA Global Equity Income (NR)
Total Return	+30.6%	+36.5%	+24.2%
Max Drawdown ¹	-11.5%	-16.3%	-11.0%
Best Month	+5.6%	+5.6%	+4.5%
Worst Month	-6.4%	-7.4%	-5.9%
Positive Months	+66.7%	+72.2%	+63.9%
Annualised Volatility ²	+9.2%	+10.1%	+8.9%

Source: Lipper ¹ Measures the worst investment period ² Measured by standard deviation of annual returns

Top 10 holdings	% Fund
Roche Holding	4.5
Novartis	4.3
British American Tobacco	4.2
Philip Morris	4.1
Reckitt Benckiser	4.0
Unilever	4.0
GlaxoSmithKline	3.9
PepsiCo	3.7
Cisco	3.6
Vonovia	3.5
Total Top 10	39.8
25 other holdings	56.8
Cash & Equivalent	3.4
TOTAL	100.0

Holdings subject to change

Fund information

A copy of the latest Prospectus and the KIID for each class (in English) upon which you should base your investment decision is available from Link Fund Solutions Ltd, the Fund's Authorised Corporate Director and Link Fund Administrators Ltd (authorised and regulated by the Financial Conduct Authority) on 0345 608 0950.

Structure Sub-fund of Trojan Investment Funds UCITS		Ongoing Charges 'O' (ordinary) shares: 0.95% 'S' (charity) shares: 0.85%		Dealing Daily at noon Tel: 0345 608 0950	
Investment Manager Troy Asset Management Limited 33 Davies Street London W1K 4BP Tel: 020 7499 4030 Fax: 020 7491 2445 email: busdev@taml.co.uk		Dividend Ex Dates 1 May, 1 August, 1 November, 1 February (final)		Registrar Link Fund Administrators Limited	
Fund Manager James Harries Assistant Fund Manager Tomasz Boniek		Dividend Pay Dates 30 June, 30 September, 31 December, 31 March (final)		Auditor Ernst & Young LLP	
Currency £ Sterling		Dividend Yield 2.96%		Depository The Bank of New York Mellon (International) Limited	
Launch Date 01 November 2016		Authorised Corporate Director Link Fund Solutions Limited Tel: 0345 300 2110		Bloomberg TGIFOAC_LN (O Acc), TGIFOIN_LN (O Inc)	
		ISINs GB00BD82KQ40 (O Inc), GB00BD82KP33 (O Acc) GB00BD82KV92 (S Inc), GB00BD82KT70 (S Acc)		SEDOL BD82KP3 (O Acc), BD82KQ4 (O Inc)	
		Benchmarks For more information on the benchmarks used please refer to the 'use of benchmarks' section in the fund information sheet, available from our website		Pricing "O" share class prices published daily in the FT	

Important Information:

Fund performance data provided is calculated net of fees unless stated otherwise. Past performance is not a guide to future performance. Overseas investments may be affected by movements in currency exchange rates. The value of an investment and any income from it may fall as well as rise and investors may get back less than they invested. Neither the views nor the information contained within this document constitute investment advice or an offer to invest or to provide discretionary investment management services and should not be used as the basis of any investment decision. Any decision to invest should be based on information contained in the prospectus, the relevant key investor information document and the latest report and accounts. The investment policy and process of the fund(s) may not be suitable for all investors. If you are in any doubt about whether the fund(s) is/are suitable for you, please contact a professional adviser. References to specific securities are included for the purposes of illustration only and should not be construed as a recommendation to buy or sell these securities.

Although Troy Asset Management Limited considers the information included in this document to be reliable, no warranty is given as to its accuracy or completeness. The opinions expressed are expressed at the date of this document and, whilst the opinions stated are honestly held, they are not guarantees and should not be relied upon and may be subject to change without notice. Third party data is provided without warranty or liability and may belong to a third party.

The fund(s) is/are registered for distribution to the public in the UK and Ireland but not in any other jurisdiction. The distribution of shares of sub-funds of Trojan Investment Fund ("Shares") in Switzerland is made exclusively to, and directed at, qualified investors ("Qualified Investors"), as defined in the Swiss Collective Investment Schemes Act of 23 June 2006, as amended, and its implementing ordinance. Qualified Investors can obtain the prospectus, the key investor information document(s) (edition for Switzerland), the instrument of incorporation, the latest annual and semi-annual report, and further information free of charge from the representative in Switzerland: Carnegie Fund Services S.A., 11, rue du Général-Dufour, CH-1204 Geneva, Switzerland, web: www.carnegie-fund-services.ch. The Swiss paying agent is: Banque Cantonale de Genève, 17, quai de l'Île, CH-1204 Geneva, Switzerland.

In Singapore, the offer or invitation to subscribe for or purchase Shares is an exempt offer made only: (i) to "institutional investors" pursuant to Section 304 of the Securities and Futures Act, Chapter 289 of Singapore (the "Act"), (ii) to "relevant persons" pursuant to Section 305(1) of the Act, (iii) to persons who meet the requirements of an offer made pursuant to Section 305(2) of the Act, or (iv) pursuant to, and in accordance with the conditions of, other applicable exemption provisions of the Act. This document may not be provided to any other person in Singapore. Issued by Troy Asset Management Limited, 33 Davies Street, London W1K 4BP (registered in England & Wales No. 3930846). Registered office: Hill House, 1 Little New Street, London EC4A 3TR. Authorised and regulated by the Financial Conduct Authority (FRN: 195764). Copyright Troy Asset Management Ltd 2019