



Trojan Income Fund (Ireland)

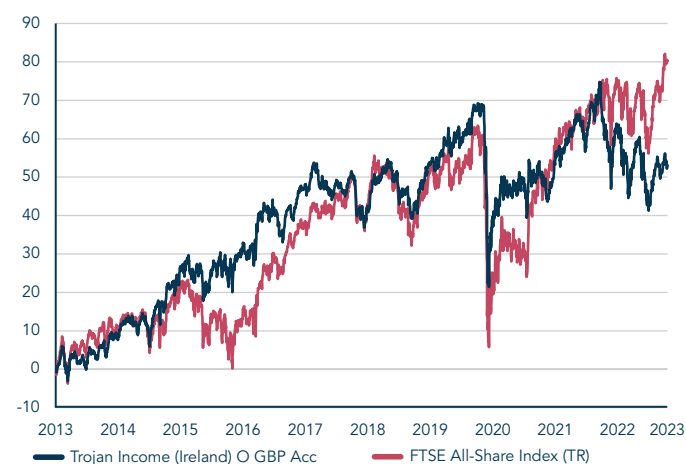
All data as at 31 January 2023

taml.co.uk

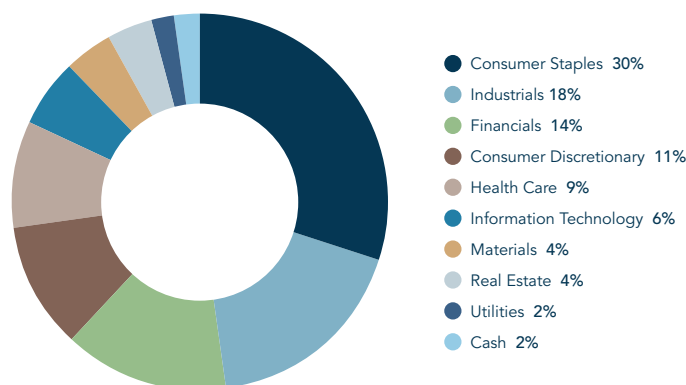
The Fund seeks to provide income with the potential for capital growth in the medium (3 to 5 years) term. The investment policy is to invest at least 80% of its Net Asset Value in UK equities and equity related securities.

PRICES		FUND SIZE
1.5302 GBP O Acc	1.1002 GBP O Inc	£93m
1.6085 USD O Acc	1.1655 USD O Inc	HISTORIC YIELD 2.6%
1.3966 EUR O Acc	1.0032 EUR O Inc	
1.4826 SGD O Acc	1.1206 SGD O Inc	

PERCENTAGE GROWTH 15/04/2013 TO 31/01/2023



ASSET ALLOCATION



Source: Factset, Asset Allocation subject to change.

Total Return to 31 January 2023	15/04/2013 Since launch	31/01/18 5 years	31/01/20 3 years	31/01/22 1 year	31/07/22 6 months
Trojan Income Fund (Ireland) (O Acc GBP)	+53.0%	+3.5%	-7.8%	-5.0%	-3.7%
FTSE All-Share Index (TR)*	+80.2%	+23.1%	+15.6%	+5.2%	+5.3%

Discrete Calendar Annual Returns	2013	2014	2015	2016	2017	2018	2019	2020	2021	2022	2023 YTD
Trojan Income Fund (Ireland) (O Acc GBP)	+6.3%	+9.7%	+10.5%	+9.9%	+6.1%	-7.2%	+20.0%	-10.0%	+15.4%	-12.8%	+1.0%

Source: Lipper

*© FTSE International Limited 2023. **Past performance is not a guide to future performance**

NB: Prior to its conversion on 29 March 2019 the Fund was a feeder fund called the Trojan Income Feeder Fund (Ireland).

January Commentary

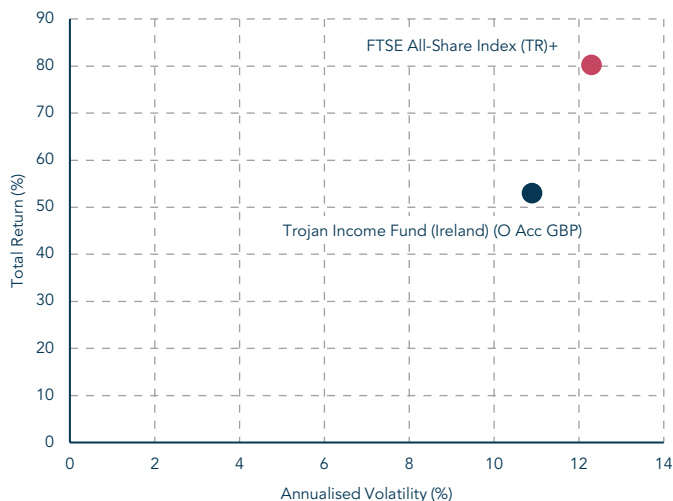
Your Fund (O Acc GBP) delivered a return of +1.0% during the month compared to +4.5% for the FTSE All-Share Index (TR GBP). Hopes of a more positive macro backdrop meant that markets started the year strongly. Whilst still elevated, the rate of CPI inflation in the UK seemingly hit a high of 11.1% in October and has started to moderate since. Investors are thus increasingly optimistic that peak interest rates for this current cycle may soon be reached. All the while, a much-anticipated recession has yet to materialise, offering the possibility of a less severe economic downturn than previously expected.

The other factor driving strong markets early in 2023 has been China's adoption of a softer stance towards COVID-19. This has resulted in a China "reopening trade", similar to that which drove cyclical companies higher across Western markets towards the end of 2020 and in 2021. China-exposed stocks therefore performed exceptionally well in the month, while more defensive equities lagged or declined in value. This pattern of returns was visible within the Fund too. For instance, leading hotel brand owner IHG, which enjoys good presence in China, rose +18% in January and was the top contributor to the Fund's returns. At the same time, companies within the defensive pharmaceutical and consumer staple sectors detracted from performance.

There was limited portfolio activity in the month, however given the strong rebound in valuations in more cyclical assets and weakness in defensives, we have been adding to our UK consumer staple holdings which are looking more attractively valued to us once again. As an example, Reckitt trades on ~16x P/E and yields over 3%, whilst faster growing Diageo has a P/E of less than 20x for the first time in nearly three years and yields ~2.5%. These high-quality companies offer a compelling combination of good yield and defensive growth. We think these virtues will prove valuable in the uncertain year ahead.



RETURN VS VOLATILITY SINCE LAUNCH



Source: Lipper

RISK ANALYSIS

Risk analysis since launch (15/04/2013)	Trojan Income Fund (Ireland) O Acc GBP	FTSE All-Share Index (TR)
Total Return	+53.0%	+80.2%
Max Drawdown ¹	-28.2%	-35.3%
Best Month	+7.5%	+12.7%
Worst Month	-10.9%	-15.1%
Positive Months	+57.3%	+59.0%
Annualised Volatility ²	+10.9%	+12.3%

¹ Measures the worst investment period

² Measured by standard deviation of annual returns

Source: Lipper **Past performance is not a guide to future performance**

FUND INFORMATION

A copy of the latest Prospectus (in English) and the KIIDs for each class (in English and German) upon which you should base your investment decision, is available from Link Fund Administrators (Ireland) Ltd, the Fund's Administrator and Registrar (Authorised and Regulated by the Central Bank of Ireland) on (+353) 1 400 5300.

Structure	
Sub-fund of Trojan Funds (Ireland) plc UCITS authorised by the Central Bank of Ireland	
Investment Manager	
Troy Asset Management Limited 33 Davies Street London W1K 4BP Tel: +44 (0)20 7499 4030 Fax: +44 (0)20 7491 2445 email: busdev@taml.co.uk	
Fund Manager	Blake Hutchins
Assistant Fund Manager	Fergus McCorkell
Currency	£ Sterling, \$ US Dollar*, *Hedged share class € Euro*, \$ SGD*
Launch Date	15 April 2013
Administrator	
Link Fund Administrators (Ireland) Limited Tel: (+353) 1 400 5300	

Dividend Ex Dates	
1 August (interim), 1 February (final)	
Dividend Pay Dates	
30 September (interim) 31 March (final)	
Historic Dividend Yield ('O' Inc shares)	
2.64%	
Benchmarks	
For more information on the benchmarks used please refer to the 'use of benchmarks' section in the fund information sheet, available from our website .	
Registrar	
Link Fund Administrators (Ireland) Limited	
Auditor	
Ernst & Young LLP	
Depository	
The Bank of New York Mellon SA/NV, Dublin branch	

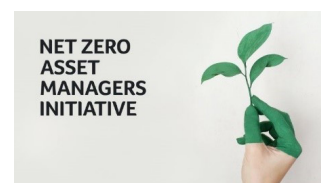
Dealing	
Daily at 11am (UK) Tel: (+353) 1 400 5300	
Minimum Investment	£ Sterling, \$ US Dollar, € Euro, \$ SGD 250,000 (An initial charge of 5% applies, which may be waived)
ISINs	
IE00B943NN14 (GBP O Inc), IE00B8255S12 (GBP O Acc) IE00B96BR644 (USD O Inc), IE00B95WTH31 (USD O Acc) IE00B947ZW64 (EUR O Inc), IE00B96MWN96 (EUR O Acc) IE00BGM16D79 (SGD O Inc), IE00BGM16F93 (SGD O Acc)	
Bloomberg	
TROITOA_ID (O GBP Acc), TROITOI_ID (O GBP Inc)	
Ongoing Charges	
'O' (ordinary) shares: 1.14%	

TOP 10 HOLDINGS

Unilever	7.4%
Diageo	6.8%
RELX	6.8%
Reckitt Benckiser	5.8%
Compass	4.4%
GSK	4.2%
Experian	4.0%
British American Tobacco	3.8%
Croda	3.3%
Paychex	3.2%
Total	49.6%
29 other holdings	48.4%
Cash & Equivalent	2.0%
TOTAL	100.0%

Source: Factset, holdings subject to change.

RESPONSIBLE INVESTMENT





Important Information

Please refer to Troy's Glossary of Investment terms here. Fund performance data provided is calculated net of fees unless stated otherwise. All performance and income data is in relation to the states share class, performance of other share classes may differ. Past performance is not a guide to future performance. Overseas investments may be affected by movements in currency exchange rates. The value of an investment and any income from it may fall as well as rise and investors may get back less than they invested. The historic dividend yield reflects distributions declared over the past twelve months as a percentage of the fund's price, as at the date shown. The yield is not guaranteed and will fluctuate. It does not include any preliminary charge and investors may be subject to tax on their distributions. Any reference to benchmark's are for comparative purposes only. Tax legislation and the levels of relief from taxation can change at any time. Any change in the tax status of a Fund or in tax legislation could affect the value of the investments held by the Fund or its ability to provide returns to its investors. The tax treatment of an investment, and any dividends received, will depend on the individual circumstances of the investor and may be subject to change in the future. The fund may use currency forward derivatives for the purpose of efficient portfolio management. Any objective will be treated as a target only and should not be considered as an assurance or guarantee of performance of the Fund or any part of it.

This is a marketing communication. Neither the views nor the information contained within this document constitute investment advice or an offer to invest or to provide discretionary investment management services and should not be used as the basis of any investment decision. Any decision to invest should be based on information contained in the prospectus, the relevant key investor information document and the latest report and accounts. The investment policy and process of the fund(s) may not be suitable for all investors. If you are in any doubt about whether the fund(s) is/ are suitable for you, please contact a professional adviser. References to specific securities are included for the purposes of illustration only and should not be construed as a recommendation to buy or sell these securities.

Although Troy Asset Management Limited considers the information included in this document to be reliable, no warranty is given as to its accuracy or completeness. The opinions expressed are expressed at the date of this document and, whilst the opinions stated are honestly held, they are not guarantees and should not be relied upon and may be subject to change without notice. Third party data is provided without warranty or liability and may belong to a third party.

In line with the Fund's prospectus, the Fund is authorised to invest in transferable securities and money market instruments issued or guaranteed by an EEA state, one or more local authorities, a third country, or a public international body to which one or more EEA states belong. The Investment Manager would only consider investing more than 35% of the Fund's assets in UK or US government issued transferable securities or approved money market instruments.

This document relates to one or more sub-funds of Trojan Funds (Ireland) plc. Trojan Funds (Ireland) plc is authorised in Ireland by the Central Bank of Ireland and is a scheme recognised by the UK Financial Conduct Authority (FCA). With the exception of Austria, Germany, Spain, Switzerland and UK, neither Fund is registered for distribution to the public in any jurisdiction. Neither Fund may be marketed in other jurisdictions except in reliance on relevant exemptions.

Investors in Germany, Austria and Spain may obtain a copy of the prospectus, relevant key investor information document(s), memorandum and articles of association and financial statements in English (with the exception of the KIIDs which are also available in German and Spanish) free of charge from www.fundinfo.com and/or the respective information agent. The Funds' information agent in Germany is Zeidler Legal Services, Bettinastraße 48, 60325, Frankfurt, Germany. The Funds' information agent in Austria is Erste Bank, Graben 21, 1010 Wien, Österreich. This document may be made available only to professional investors in Germany, Austria or Spain and should not be passed to anyone in these countries other than a professional investor.

Investors can obtain the prospectus, the key investor information documents or, as the case may be, the key information documents for Switzerland, the memorandum and articles of association, the latest annual and semi-annual report, and further information free of charge from the representative in Switzerland: Carnegie Fund Services S.A., 11, rue du Général-Dufour, CH-1204 Geneva, Switzerland, web: www.carnegie-fund-services.ch. The Swiss paying agent is: Banque Cantonale de Genève, 17, quai de l'Île, CH-1204 Geneva, Switzerland. The latest share prices can be found on www.fundinfo.com.

The offering of Shares has not been and will not be notified to the Belgian Financial Services and Markets Authority (Autoriteit voor Financiële Diensten en Markten/Autorité des Services et Marchés Financiers). The Shares may be offered in Belgium only to a maximum of 149 investors or to investors investing a minimum of €250,000 or to professional or institutional investors, in reliance on Article 5 of the Belgian Law of 3 August 2012. This document may be distributed in Belgium only to such investors for their personal use and exclusively for the purposes of information. Accordingly, this document may neither be used for any other purpose nor passed on to any other person in Belgium.

The Fund is registered for distribution in Italy for professional investors only.

The offer or invitation to subscribe for or purchase shares in Singapore is an exempt offer made only: (i) to "institutional investors" (as defined in the Securities and Futures Act, pursuant to Section 304 of the Securities and Futures Act, Chapter 289 of Singapore, as amended or modified (the "SFA")); (ii) to "relevant persons" (as defined in Section 305(5) of the SFA) pursuant to Section 305(1) of the SFA, and where applicable, the conditions specified in Regulation 3 of the Securities and Futures (Classes of Investors) Regulations 2018; (iii) to persons who meet the requirements of an offer made pursuant to Section 305(2) of the SFA; or (iv) pursuant to, and in accordance with the conditions of, any other applicable exemption provisions of the SFA.

Link Fund Manager Solutions (Ireland) Limited, as UCITS Management Company, has the right to terminate the arrangements made for the marketing of funds in accordance with the UCITS Directive.

A summary of investor rights, including information on access to collective mechanisms at EU level and national level can be obtained from here in English.

Issued by Troy Asset Management Limited, 33 Davies Street, London W1K 4BP (registered in England & Wales No. 3930846). Registered office: Hill House, 1 Little New Street, London EC4A 3TR. Authorised and regulated by the Financial Conduct Authority (FRN: 195764) and registered with the U.S. Securities and Exchange Commission ("SEC") as an Investment Adviser (CRD: 319174). Registration with the SEC does not imply a certain level of skill or training. The fund described in this document is neither available nor offered in the USA or to U.S. Persons.

Copyright Troy Asset Management Limited 2023