



Trojan Income Fund

All data as at 31 July 2024

taml.co.uk

The investment objective of the Trojan Income Fund is to seek to achieve income with the potential for capital growth in the medium term (3 to 5 years). The Fund must invest at least 80% of its assets in UK equities.

PRICES

371.34p

'O' accumulation shares

175.10p

'O' income shares

YIELD*

2.9%

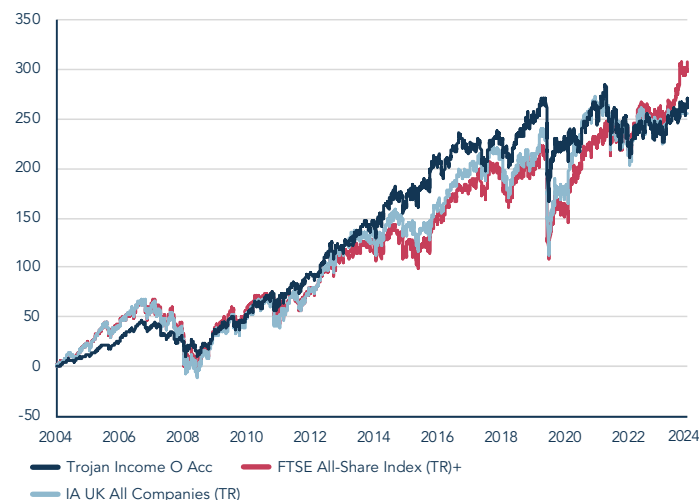
'O' income shares

*historic dividend yield

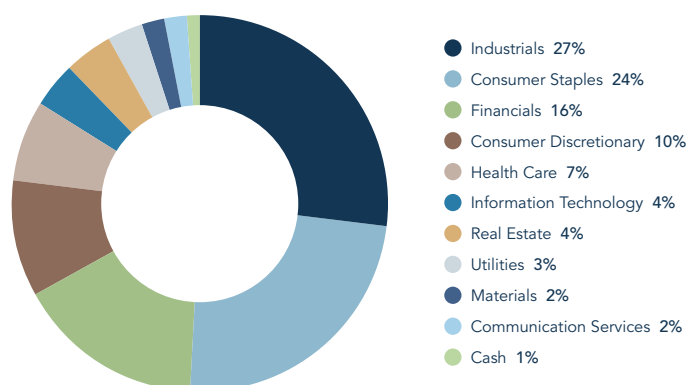
FUND SIZE

£659m

PERCENTAGE GROWTH FROM 30/09/2004 TO 31/07/2024



ASSET ALLOCATION



Source: Factset. Asset Allocation is subject to change.

Total Return to 31 July 2024	30/09/04 Since launch	31/07/14 10 years	31/07/19 5 years	31/07/21 3 years	31/07/23 1 year	31/01/24 6 months
Trojan Income Fund O Acc	+271.3%	+54.4%	+5.3%	+4.0%	+7.5%	+4.6%
IA UK All Companies (TR)	+298.5%	+73.4%	+25.9%	+11.5%	+13.8%	+11.6%
FTSE All-Share Index (TR)*	+307.8%	+83.9%	+32.4%	+27.1%	+13.5%	+12.3%

Discrete Calendar Annual Returns	2005	2006	2007	2008	2009	2010	2011	2012	2013	2014
Trojan Income Fund O Acc	+11.7%	+16.8%	+4.9%	-12.1%	+14.7%	+14.4%	+6.3%	+9.9%	+20.2%	+10.0%
	2015	2016	2017	2018	2019	2020	2021	2022	2023	2024 YTD
	+10.7%	+10.2%	+6.3%	-7.1%	+20.4%	-9.6%	+15.6%	-12.5%	+5.1%	+5.6%

© FTSE International Limited 2024

Past performance is not a guide to future performance.

Source: Lipper

July Commentary

Your Fund returned +3.1% during the month in line with the FTSE All-Share Index (TR).

In last month's factsheet, we wrote that we were starting a new UK holding. Having now built a position, we are happy to disclose that the company is Informa, a c.£11bn market cap B2B company focused on live events and academic publishing.

Live events account for the majority of sales and profit, with Informa being the world's largest operator of B2B trade shows and conferences. The company own key brands and 'must attend' shows within various industries globally. For instance, they operate CPHI Worldwide, the largest pharmaceutical exhibition in the world, and Black Hat, a leading cybersecurity conference that takes place in Las Vegas. Each year, Informa put on over 200 of these large-scale trade shows and each of them play a valuable role within their respective markets by facilitating trade and relationship building between thousands of industry professionals. This division of Informa has many aspects we value highly at Troy; revenues are highly diversified by sector and geography whilst leading shows within specific industries are almost impossible to displace. Thanks to high margins and significant upfront payments from exhibitors, who book and pay well in advance of a show taking place, the business is extremely cash generative

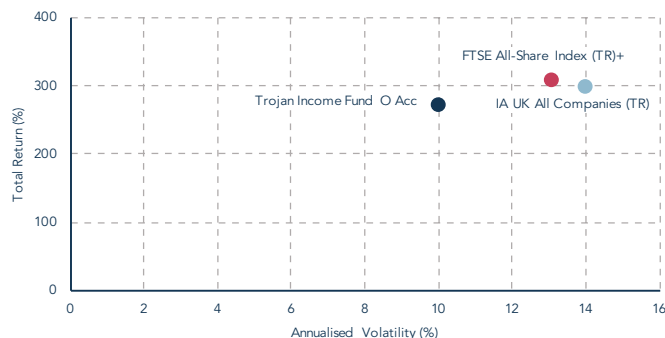
with high returns on capital. Furthermore, whilst Informa is the market leader globally, ahead of fellow portfolio holding RELX, the industry is highly fragmented, providing ample runway for long-term growth.

Informa's second focus is academic publishing, with the company operating globally under the well-known Taylor and Francis (T&F) brand. Academic publishing is a highly resilient industry that grows steadily across the cycle. As the world's fourth largest academic journal and book publisher, T&F sit between academic authors and institutions, facilitating research, publication and distribution of content globally. The division has similarly high operating profit margins as the events business at over 30%, also enjoying strong cash generation. We like the role that the division plays within the wider group, offering significant ballast given the largely non-cyclical nature of revenues.

Led by a long-standing and capable management team, we find Informa a great example of the type of attractive opportunity currently available to UK equity investors. It is a market-leading, global business with strong incremental economics and good growth prospects. The shares trade at a highly reasonable rating of approximately 16x earnings and a 6% free cash flow yield. The dividend, which is more than twice covered by cash flow, is also attractive. It was increased by +10% at the recent half year results and represents a yield of c.2.4%.



RETURN VS VOLATILITY SINCE LAUNCH (30/09/2004)



Source: Lipper

RISK ANALYSIS

Risk analysis since launch (30/09/04)	Fund	IA ²	Index ⁺
Max Drawdown ¹	-28.1%	-46.5%	-45.6%
Annualised Volatility ³	+10.0%	+14.0%	+13.1%

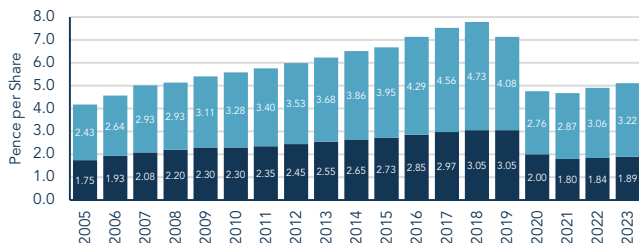
¹ Measures the worst investment period

² IA UK All Companies (TR) *FTSE All-Share Index (TR)

³ Measured by standard deviation of annual returns

Source: Lipper

DIVIDEND TRACK RECORD SINCE 31 JANUARY 2005 FULL YEAR TO 31 JANUARY



■ Trojan Income Fund 'O' Inc Interim Dividend
 ■ Trojan Income Fund 'O' Inc Final Dividend

Past performance is not a guide to future performance

FUND INFORMATION

A copy of the latest Prospectus and the KIID for each class (in English) upon which you should base your investment decision is available from Waystone Management (UK) Limited, the Fund's Authorised Corporate Director, (Authorised and Regulated by the Financial Conduct Authority) at www.waystone.com. **The Trojan Income Fund is closed to new direct investments, but is still available to new investors through major fund platforms.**

Structure Sub-fund of Trojan Investment Funds UK UCITS	Dividend Ex Dates 1 August (interim), 1 February (final)	Dealing Daily at noon Tel: 0345 608 0950
Investment Manager Troy Asset Management Limited 33 Davies Street London W1K 4BP Tel: 020 7499 4030 Fax: 020 7491 2445 email: busdev@tam.l.co.uk	Dividend Pay Dates 30 September (interim), 31 March (final)	ISINs GB00B01BNW49 (O Inc), GB00B01BP176 (O Acc) GB00B05M9W55 (S Inc), GB00B05M9V49 (S Acc)
Fund Manager Blake Hutchins Assistant Fund Manager Fergus McCorkell	Historic Dividend Yield (historic 'O' Inc shares) 2.92%	SEDOL B01BP17 (O Acc), B01BNW4 (O Inc)
Currency £ Sterling	Benchmarks For more information on the benchmarks used please refer to the 'use of benchmarks' section in the fund information sheet, available from our website .	Bloomberg TROJINC_LN (O Acc), TROJINI_LN (O Inc)
Launch Date 30 September 2004	Registrar Link Fund Administrators Limited	Ongoing Charges 'O' (ordinary) shares: 1.03% 'S' (charity) shares: 0.78%
Authorised Corporate Director Waystone Management (UK) Limited Tel: 0345 608 0950	Auditor Ernst & Young LLP	Pricing "O" share class prices published daily in the FT
	Depository The Bank of New York Mellon (International) Limited	

TOP 10 HOLDINGS

Unilever	7.0%
RELX	6.6%
Diageo	5.2%
Compass Group	4.3%
Bunzl	4.1%
LSEG	4.1%
Reckitt Benckiser	4.1%
Experian	4.1%
Smiths	2.9%
National Grid	2.8%
Total Top 10	45.3%
31 Other Equity holdings	54.5%
Cash	0.2%
TOTAL	100.0%

Source: Factset. Holdings subject to change.

RESPONSIBLE INVESTMENT



The Net Zero Asset Managers initiative





Important Information

Please refer to Troy's Glossary of Investment terms [here](#). Fund performance data provided is calculated net of fees with income reinvested unless stated otherwise. All performance and income data is in relation to the stated share class, performance of other share classes may differ. Past performance is not a guide to future performance. Overseas investments may be affected by movements in currency exchange rates. The value of an investment and any income from it may fall as well as rise and investors may get back less than they invested. The historic yield reflects distributions declared over the past twelve months as a percentage of the fund's price, as at the date shown. It does not include any preliminary charge and investors may be subject to tax on their distributions. Any reference to benchmarks are for comparative purposes only. Tax legislation and the levels of relief from taxation can change at any time. Any change in the tax status of a Fund or in tax legislation could affect the value of the investments held by the Fund or its ability to provide returns to its investors. The tax treatment of an investment, and any dividends received, will depend on the individual circumstances of the investor and may be subject to change in the future. The yield is not guaranteed and will fluctuate. Any objective will be treated as a target only and should not be considered as an assurance or guarantee of performance of the Fund or any part of it. The fund may use currency forward derivatives for the purpose of efficient portfolio management.

Neither the views nor the information contained within this document constitute investment advice or an offer to invest or to provide discretionary investment management services and should not be used as the basis of any investment decision. Any decision to invest should be based on information contained in the prospectus, the relevant key investor information document and the latest report and accounts. The investment policy and process of the fund(s) may not be suitable for all investors. If you are in any doubt about whether the fund(s) is/are suitable for you, please contact a professional adviser. References to specific securities are included for the purposes of illustration only and should not be construed as a recommendation to buy or sell these securities. Although Troy Asset Management Limited considers the information included in this document to be reliable, no warranty is given as to its accuracy or completeness. The opinions expressed are expressed at the date of this document and, whilst the opinions stated are honestly held, they are not guarantees and should not be relied upon and may be subject to change without notice. Third party data is provided without warranty or liability and may belong to a third party.

The Fund is registered for distribution to the public in the UK but not in any other jurisdiction. The sub-funds are registered for distribution to professional investors only in Ireland.

The distribution of certain share classes of the sub-funds of Trojan Investment Funds ("Shares") in Switzerland is made exclusively to, and directed at, qualified investors ("Qualified Investors"), as defined in the Swiss Collective Investment Schemes Act of 23 June 2006, as amended, and its implementing ordinance. Qualified Investors can obtain a copy of the prospectus and the key information documents for Switzerland, the memorandum and articles of association, the latest annual and semi-annual report, and further information free of charge from the representative in Switzerland: Reyl & Cie Ltd, Rue du Rhône 4, CH-1204 Geneva, Switzerland, web: www.reyl.com. The Swiss paying agent is: Reyl & Cie Ltd, Rue du Rhône 4, CH-1204 Geneva, Switzerland.

Certain sub-funds are registered in Singapore and the offer or invitation to subscribe for or purchase Shares in Singapore is an exempt offer made only: (i) to "institutional investors" (as defined in the Securities and Futures Act, pursuant to Section 304 of the Securities and Futures Act, Chapter 289 of Singapore, as amended or modified (the "SFA"); (ii) to "relevant persons" (as defined in Section 305(5) of the SFA) pursuant to Section 305(1) of the SFA, and where applicable, the conditions specified in Regulation 3 of the Securities and Futures (Classes of Investors) Regulations 2018; (iii) to persons who meet the requirements of an offer made pursuant to Section 305(2) of the SFA; or (iv) pursuant to, and in accordance with the conditions of, any other applicable exemption provisions of the SFA.

All references to FTSE indices or data used in this presentation is © FTSE International Limited ("FTSE") 2024. 'FTSE®' is a trade mark of the London Stock Exchange Group companies and is used by FTSE under licence. Issued by Troy Asset Management Limited, 33 Davies Street, London W1K 4BP (registered in England & Wales No. 3930846). Registered office: 33 Davies Street, London W1K 4BP. Authorised and regulated by the Financial Conduct Authority (FRN: 195764) and registered with the U.S. Securities and Exchange Commission ("SEC") as an Investment Adviser (CRD: 319174). Registration with the SEC does not imply a certain level of skill or training. Any fund described in this document is neither available nor offered in the USA or to U.S. Persons.

© Troy Asset Management Ltd 2024.