



Trojan Ethical Fund

All data as at 30 September 2024

taml.co.uk

The investment objective of the Trojan Ethical Fund is to provide capital growth (net of fees), ahead of inflation (UK Retail Price Index), over the longer term (5 to 7 years). Its investment policy is to invest across a broad range of asset classes. Whilst asset allocation will vary, in general, the investment universe will comprise high-quality, developed market equities, developed market government bonds, gold related investments, cash and money market instruments (such as treasury bills). The portfolio will be constructed with input from both top-down analysis (looking at an economy as a whole) and bottom-up analysis (study of individual securities). The Fund will invest in accordance with the parameters of its Ethical Exclusion Criteria.

PRICES

138.89p

'O' accumulation shares

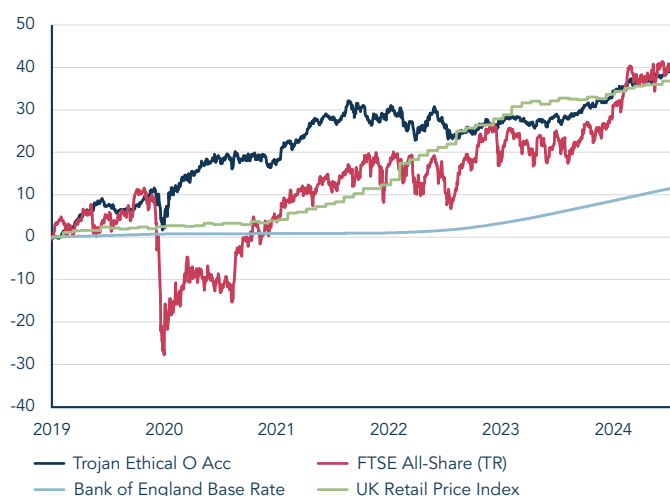
136.74p

'O' income shares

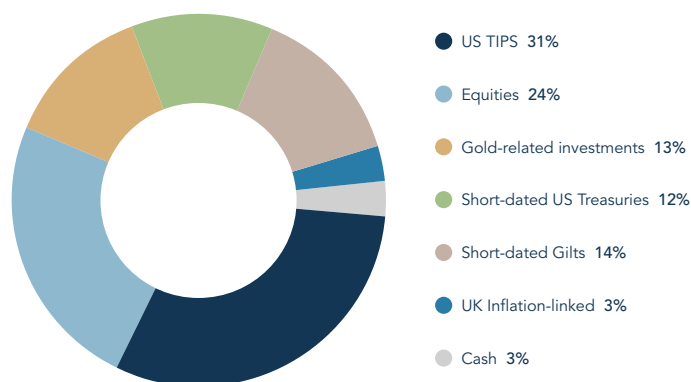
FUND SIZE

£826m

PERCENTAGE GROWTH FROM 22/03/2019 TO 30/09/2024



ASSET ALLOCATION



Source: Factset. Asset Allocation is subject to change.

Total Return to 30 September 2024	22/03/19 Since Launch	30/09/19 5 years	30/09/21 3 years	30/09/23 1 year	31/03/2024 6 months
Trojan Ethical Fund O Acc	+38.9%	+29.3%	+8.8%	+9.0%	+3.2%
Bank of England Base Rate	+11.5%	+11.1%	+10.5%	+5.3%	+2.6%
UK Retail Price Index	+36.8%	+34.0%	+26.3%	+3.0%	+1.8%
FTSE All-Share Index (TR)*	+39.6%	+32.2%	+23.9%	+13.4%	+6.1%

Discrete Calendar Annual Returns	2019#	2020	2021	2022	2023	2024 YTD
Trojan Ethical Fund O Acc	+7.2%	+10.9%	+10.1%	-4.6%	+5.2%	+5.7%

*© FTSE International Limited 2024
#from 22 March 2019

Source: Lipper

Past performance is not a guide to future performance.

September Commentary

Your Fund returned +0.5% during the month compared to -1.3% for the FTSE All-Share Index (TR).

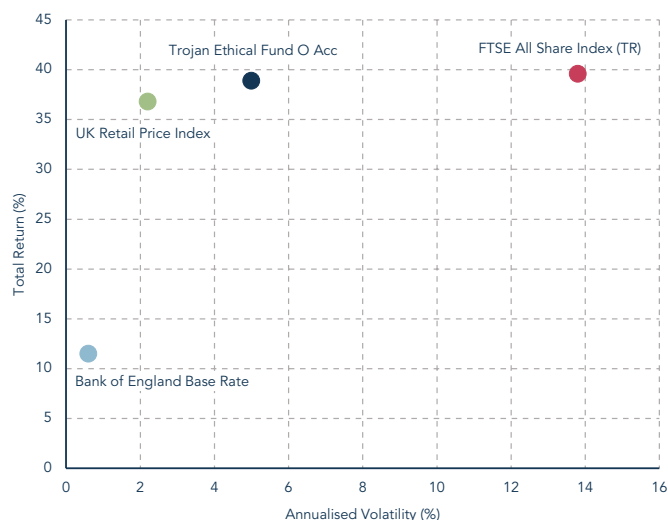
For the past two years Unilever has been one of the Fund's largest equity holdings and the shares have risen 31% this year (on a total return basis). In September, we had the opportunity to meet Fernando Fernandez, the new Chief Financial Officer of Unilever, who has been in the role since January. This was a confident and reassuring update. After years of lacklustre returns, inconsistent operational delivery and 'sub-par' performance, there is a recognition for the need to focus on more specific operational and financial targets. We had questioned previous management about their desire to target market share gains, which can be hard to measure and are not necessarily aligned with value creation. New management has abandoned such targets, to be replaced with more simple volume and price objectives, combined with improving the Group's gross margins. Unilever has been known for its sustainability but here complexity has been eschewed for simplicity with the public targets streamlined to be more targeted. Everyone

in the company understands these objectives and, according to the CFO, is working to deliver them. So far, so good. Unilever is now delivering respectable performance and is building operational momentum.

Cost is being addressed with 17% of the white-collar workforce leaving the company. Unilever is playing to its strengths by disposing of its ice cream business that has few synergies with the wider business. Ice cream is sold through different channels with a cold supply chain; it is a low margin and high capital intensity division. Different ownership makes sense. These are difficult decisions that should bear fruit in the years to come. Optimism in the core business is growing, as demonstrated by the increased investment in advertising and promotion. By investing in its brands, Unilever should sustain its positive momentum and create value for shareholders in the long term.



RETURN VS VOLATILITY SINCE LAUNCH (22/03/2019)



Source: Lipper

TOP 10 HOLDINGS (EXCLUDING GOVERNMENT BONDS)

Invesco Physical Gold	9.1%
Unilever	3.9%
Royal Mint Physical Gold	3.5%
Nestlé	3.1%
Visa	3.0%
Alphabet	2.5%
Microsoft	2.2%
Experian	1.8%
American Express	1.6%
Procter & Gamble	1.2%
Total Top 10	31.9%
6 Other Equity holdings	5.0%
US TIPS	30.9%
Short-dated Gilts	13.5%
Short-dated US Treasuries	12.5%
UK Inflation-linked	3.2%
Cash	3.0%
TOTAL	100.0%

Source: Factset. Holdings subject to change.

RISK ANALYSIS

Risk analysis since launch (22/03/19)	Trojan Ethical Fund O Acc	FTSE All-Share Index (TR)
Total Return	+38.9%	+39.6%
Max Drawdown ¹	-8.9%	-35.3%
Best Month	+4.6%	+12.7%
Worst Month	-2.9%	-15.1%
Positive Months	+68.2%	+62.1%
Annualised Volatility ²	+5.0%	+13.8%

¹ Measures the worst investment period

² Measured by standard deviation of annual returns

Source: Lipper **Past performance is not a guide to future performance**

FUND INFORMATION

A copy of the latest Prospectus and the KIID for each class (in English) upon which you should base your investment decision is available from Waystone Management (UK) Limited, the Fund's Authorised Corporate Director, (Authorised and Regulated by the Financial Conduct Authority) at www.waystone.com.

Structure	Sub-fund of Trojan Investment Funds UK UCITS
Investment Manager	Troy Asset Management Limited 33 Davies Street London W1K 4BP Tel: 020 7499 4030 Fax: 020 7491 2445 email: busdev@tam1.co.uk
Fund Manager	Charlotte Yonge
Currency	£ Sterling
Launch Date	22 March 2019
Authorised Corporate Director	Waystone Management (UK) Limited Tel: 0345 608 0950

Dividend Ex Dates	1 August (interim), 1 February (final)
Dividend Pay Dates	30 September (interim), 31 March (final)
Dividend Yield ('O' Inc shares)	1.42%
Benchmarks	For more information on the benchmarks used please refer to the 'use of benchmarks' section in the fund information sheet, available from our website
Registrar	Waystone Transfer Agency Solutions (UK) Limited
Auditor	Ernst & Young LLP
Depository	The Bank of New York Mellon (International) Limited

Dealing	Daily at noon Tel: 0345 608 0950
ISIN	GB00BJP0XY24 (O Inc), GB00BJP0XX17 (O Acc) GB00BJP0Y054 (S Inc), GB00BJP0XZ31 (S Acc)
SEDOL	BJP0XY2 (O Inc), BJP0XX1 (O Acc) BJP0Y05 (S Inc), BJP0XZ3 (S Acc)
Bloomberg	TROETO LN (O Acc) TROETI LN (O Inc)
Ongoing Charges (capped)	'O' (ordinary) shares: 1.02% 'S' (charity) shares: 0.77%
Pricing	"O" share class prices published daily in the FT

RESPONSIBLE INVESTMENT



The Net Zero Asset Managers initiative



Important Information

Please refer to Troy's Glossary of Investment terms [here](#). Fund performance data provided is calculated net of fees with income reinvested unless stated otherwise. All performance and income data is in relation to the stated share class, performance of other share classes may differ. Past performance is not a guide to future performance. Overseas investments may be affected by movements in currency exchange rates. The value of an investment and any income from it may fall as well as rise and investors may get back less than they invested. The historic yield reflects distributions declared over the past twelve months as a percentage of the fund's price, as at the date shown. It does not include any preliminary charge and investors may be subject to tax on their distributions. The UK Retail Prices Index (RPI) is a target benchmark for the fund as the Fund aims to achieve a return (the money made or lost on an investment) that is above the rate of inflation, reference to other benchmarks are for comparative purposes only. Tax legislation and the levels of relief from taxation can change at any time. Any change in the tax status of a Fund or in tax legislation could affect the value of the investments held by the Fund or its ability to provide returns to its investors. The tax treatment of an investment, and any dividends received, will depend on the individual circumstances of the investor and may be subject to change in the future. The yield is not guaranteed and will fluctuate. Any objective will be treated as a target only and should not be considered as an assurance or guarantee of performance of the Fund or any part of it. The Fund may use currency forward derivatives for the purpose of efficient portfolio management. The UK RPI figures shown are a combination of the actual rate of RPI, as calculated by the Office of National Statistics, and estimates for the previous month.

Neither the views nor the information contained within this document constitute investment advice or an offer to invest or to provide discretionary investment management services and should not be used as the basis of any investment decision. Any decision to invest should be based on information contained in the prospectus, the relevant key investor information document and the latest report and accounts. The investment policy and process of the fund(s) may not be suitable for all investors. If you are in any doubt about whether the fund(s) is/are suitable for you, please contact a professional adviser. References to specific securities are included for the purposes of illustration only and should not be construed as a recommendation to buy or sell these securities. Although Troy Asset Management Limited considers the information included in this document to be reliable, no warranty is given as to its accuracy or completeness. The opinions expressed are expressed at the date of this document and, whilst the opinions stated are honestly held, they are not guarantees and should not be relied upon and may be subject to change without notice. Third party data is provided without warranty or liability and may belong to a third party. In line with the Fund's prospectus, the Fund is authorised to invest in transferable securities and money market instruments issued or guaranteed by an EEA state, one or more local authorities, a third country, or a public international body to which one or more EEA states belong. The Investment Manager would only consider investing more than 35% of the Fund's assets in UK or US government issued transferable securities or approved money market instruments.

The Fund is registered for distribution to the public in the UK but not in any other jurisdiction. The sub-funds are registered for distribution to professional investors only in Ireland.

The distribution of certain share classes of the sub-funds of Trojan Investment Funds ("Shares") in Switzerland is made exclusively to, and directed at, qualified investors ("Qualified Investors"), as defined in the Swiss Collective Investment Schemes Act of 23 June 2006, as amended, and its implementing ordinance. Qualified Investors can obtain a copy of the prospectus and the key information documents for Switzerland, the memorandum and articles of association, the latest annual and semi-annual report, and further information free of charge from the representative in Switzerland: Reyl & Cie Ltd, Rue du Rhône 4, CH-1204 Geneva, Switzerland, web: www.reyl.com. The Swiss paying agent is: Reyl & Cie Ltd, Rue du Rhône 4, CH-1204 Geneva, Switzerland.

Certain sub-funds are registered in Singapore and the offer or invitation to subscribe for or purchase Shares in Singapore is an exempt offer made only: (i) to "institutional investors" (as defined in the Securities and Futures Act, pursuant to Section 304 of the Securities and Futures Act, Chapter 289 of Singapore, as amended or modified (the "SFA")); (ii) to "relevant persons" (as defined in Section 305(5) of the SFA) pursuant to Section 305(1) of the SFA, and where applicable, the conditions specified in Regulation 3 of the Securities and Futures (Classes of Investors) Regulations 2018; (iii) to persons who meet the requirements of an offer made pursuant to Section 305(2) of the SFA; or (iv) pursuant to, and in accordance with the conditions of, any other applicable exemption provisions of the SFA.

All references to FTSE indices or data used in this presentation is © FTSE International Limited ("FTSE") 2024. 'FTSE®' is a trade mark of the London Stock Exchange Group companies and is used by FTSE under licence. Morningstar logo © 2024 Morningstar, Inc. All rights reserved.) contained herein: (1) is proprietary to Morningstar and/or its content providers; (2) may not be copied or distributed; and (3) is not warranted to be accurate, complete or timely. Neither Morningstar nor its content providers are responsible for any damages or losses arising from any use of this information. Issued by Troy Asset Management Limited, 33 Davies Street, London W1K 4BP (registered in England & Wales No. 3930846). Registered office: 33 Davies Street, London W1K 4BP. Authorised and regulated by the Financial Conduct Authority (FRN: 195764) and registered with the U.S. Securities and Exchange Commission ("SEC") as an Investment Adviser (CRD: 319174). Registration with the SEC does not imply a certain level of skill or training. Any fund described in this document is neither available nor offered in the USA or to U.S. Persons.

© Troy Asset Management Ltd 2024.